

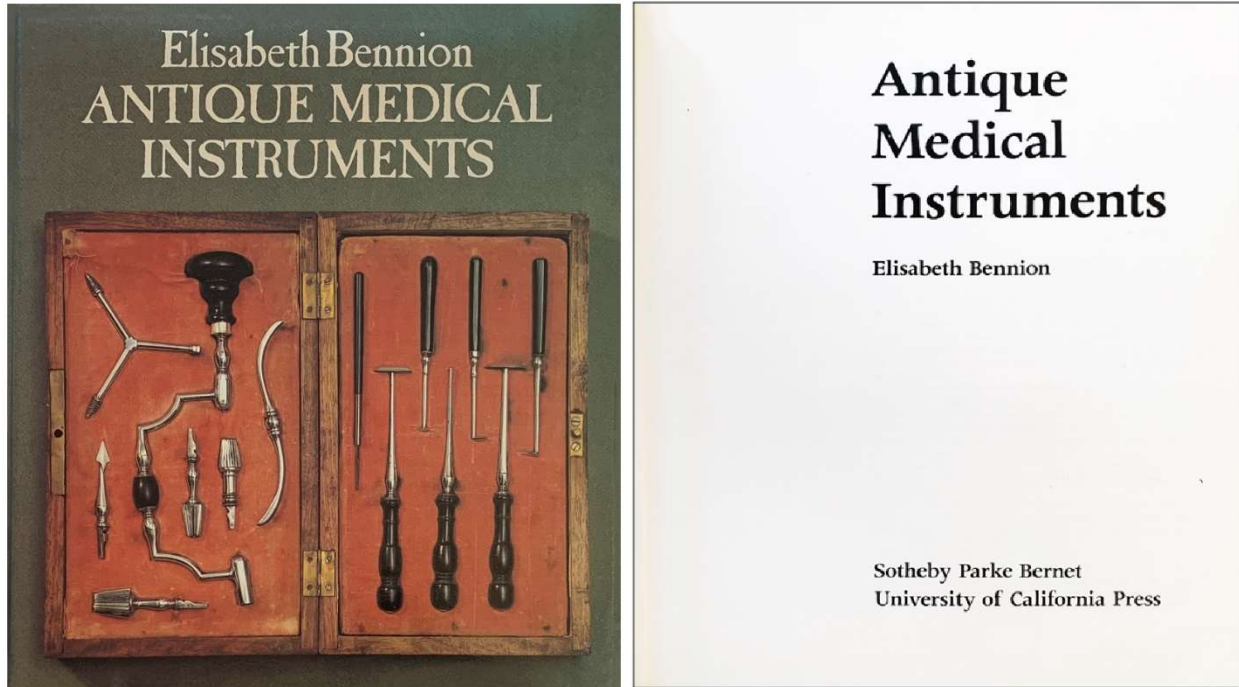


The Library of *George Kaplan, MD*
UROLOGY & MEDICAL HISTORY
with some additions

2 5 7

JEFF WEBER RARE BOOKS

MONTREUX, SWITZERLAND




48. **BENNION, Elisabeth.** *Antique Medical Instruments*. Berkeley: Sotheby Parke Bernet; University of California Press, 1979. ¶ 4to. xii, 355 pp. Illustrated, index. 380 illustrations (incl. 16 color plates), folding chart, index. Cloth, dust-jacket. Very good. ISBN 10: 0856670529

\$ 50

First edition. Written to support collecting medical instruments, this work covers a wide range of instrumentation: saws, knives, directors, forceps, lithotomy, urethrotomy, ear, nose & throat instruments, obstetrical, gynaecological, ophthalmic, dental, veterinary, medical receptacles, infant and invalid feeding utensils, toilet articles, etc.

☞ Garrison and Morton 5813.11.

COVER: Pancoast [86]; title: Remondino [91]

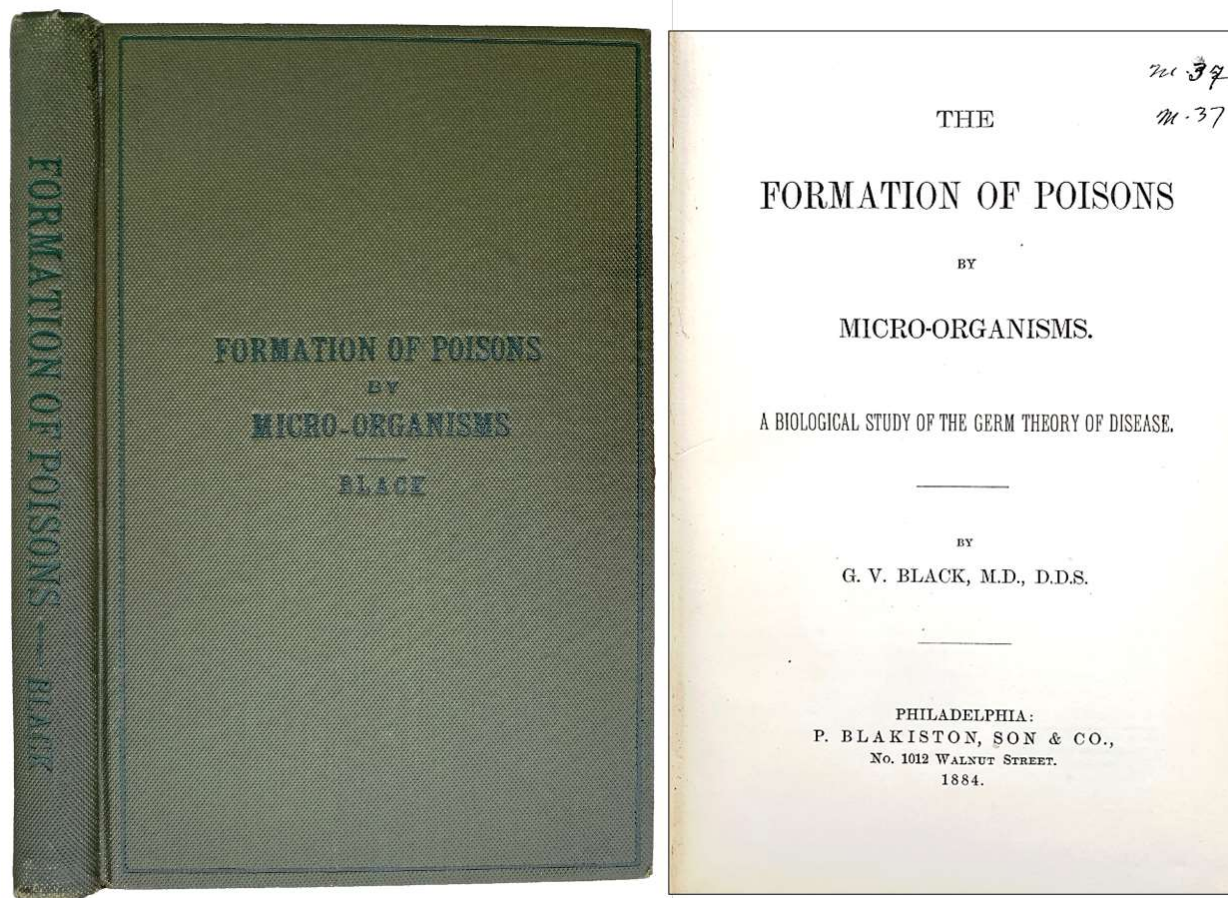


49. **BETTMANN, Otto L.** (1903-1998). *A Pictorial History of Medicine. With a foreword by Philip S. Hench.* Springfield: Charles C. Thomas, 1956. ¶ 4to. xiii, 318 pp. Extensively illustrated, bibliog., index. Blue gilt-stamped buckram. Bookplate and gilt-stamp on upper cover of H. J. Kaplan. Red pencil marginalia.

\$ 10

Seemingly a special issue with the owner's name in gilt on the upper cover.

Otto L. Bettmann, who fled to New York from Nazi Germany in 1935 with two trunks of prints and photographs, founded the renowned Bettmann Archive, a commercial treasure house of pictorial material that percolated into American culture through newspapers, magazines, books and television. When sold to the Kraus-Thomson Organization in 1981, the archive consisted of five million photos, prints, woodcuts, posters, cartoons and other graphic material that chronicled the history of civilization, including many medical and technical drawings and images of personalities and events of the 20th century. Over the years, it acquired other collections, including the Gendreau Collection of Americana in 1967, the Underwood & Underwood Collection of material from late 19th century to World War I in 1971, and the United Press International collection in 1984. [NY Times & Wikip.].




The Formation of Poisons by Microorganisms

50. **BLACK, Greene Vardiman** (1836-1915). *The Formation of Poisons by Micro-Organisms: A Biological Study of the Germ Theory of Disease*. Philadelphia: P. Blakiston, Son, 1884. ¶ Small 8vo. vi, (9)-178 pp. Index. Original full olive green black-stamped cloth. INSCRIBED by Dr. Arthur Davenport Black (1870-1937), the author's son: "To Dr. D.J. Davis with compliments of . . . 1915, "This is one of 25 copies of this book which I have found unbound for about 20 years – and have recently had them bound for the . . . man who is likely to care for them." Beautiful copy: fine. M13880

\$ 675

First Edition of the author's first book. According to the inscription, a specially bound copy, being one of "25" handled as such, by the author's son. "In 1880, Pasteur had discovered the streptococcus and pneumococcus. Black immunized chickens against cholera – a new method in a new field. The discoveries of Eberth in the cause of typhoid fever, Leveran in malaria, and Pasteur and Sternberg in the carrying of pneumonia organisms in the healthy mouth – all these discoveries fired the mind of this dentist. In 1883, he prepared his first book, *The Formation of Poisons by*

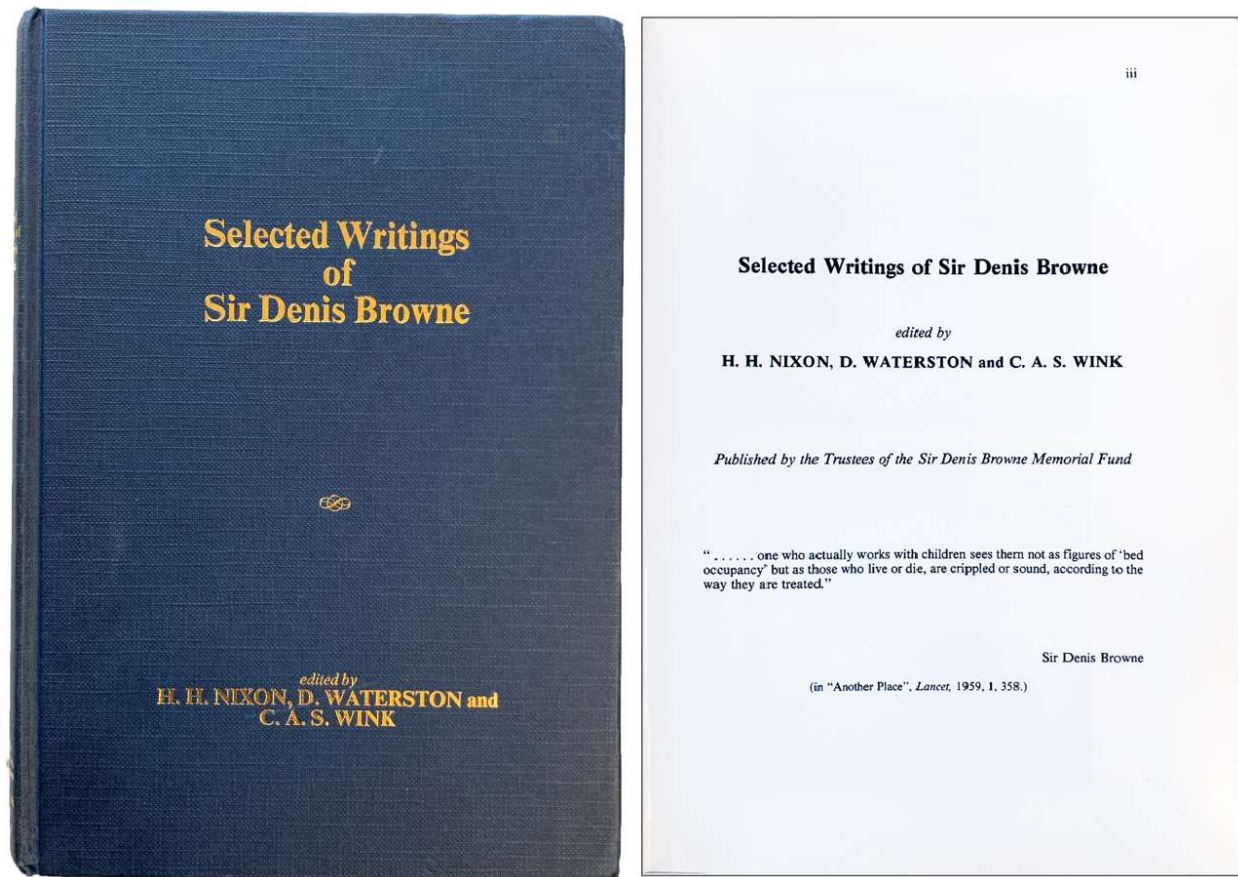
Microorganisms. He was the first to announce that all life, including microorganisms, produces injurious waste products, and that they are largely responsible for disease, including dental caries. He quoted Virchow, and discussed the works of Klebs, Volkmann, Beale, Pasteur and Koch to show that microorganisms produce disease. He went to Germany and France to deliver lectures on the results of his research." – Schewe.



Black is not credited with an important discovery: that caries, or tooth decay, is caused by micro-organisms in the mouth. The credit of this discovery is given to Willoughby D. Miller (1853-1907), who in 1890, formulated the chemo-parasitic theory of caries. Underwood and Miles (1881) attributed caries to the combined action of germs and the resulting produced acids. See: Miller, W.D., "The human mouth as a focus of infection." *Dental Cosmos*, 1891; 33:689, 789, 913.

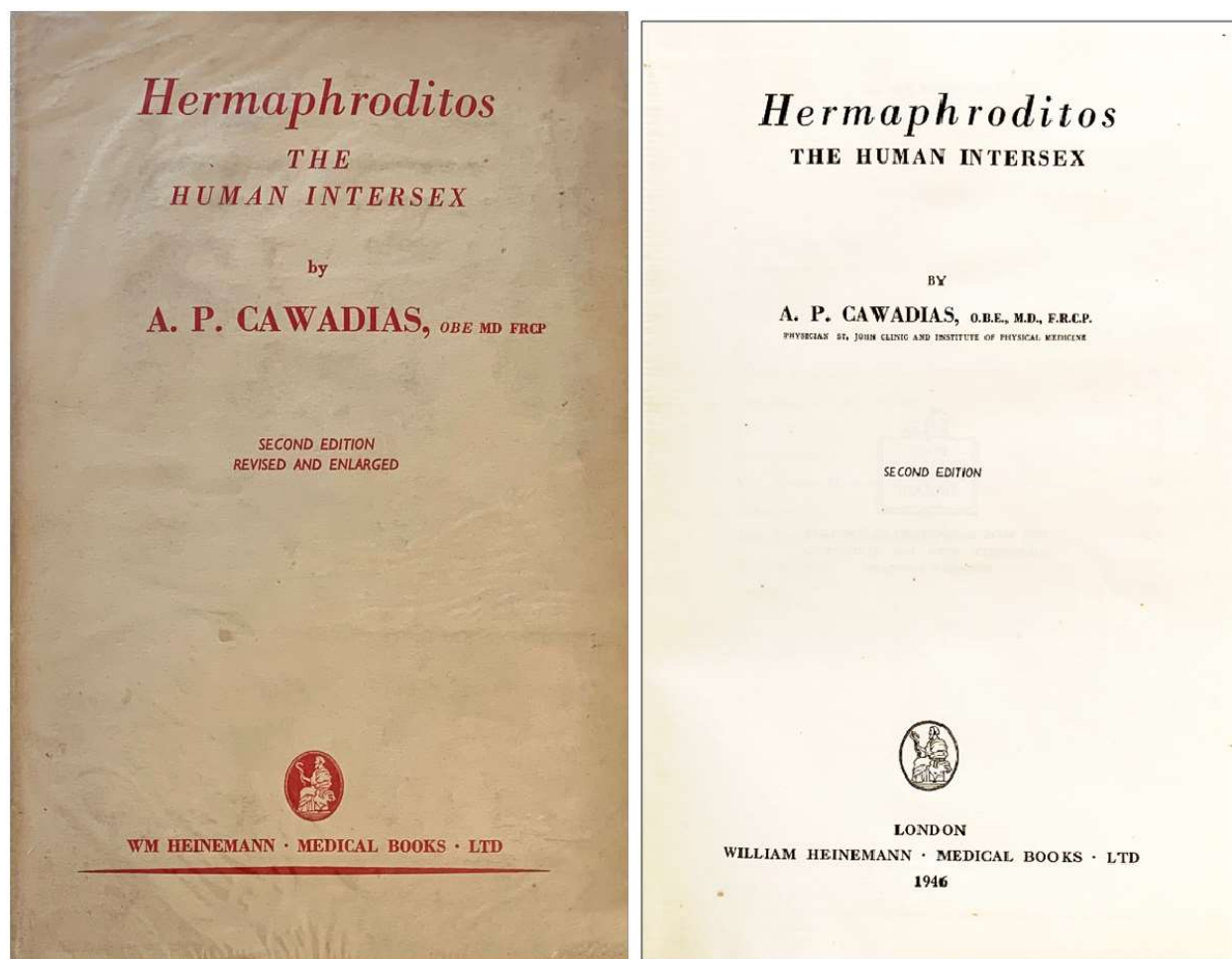
Greene Vardiman Black (1836-1915) was born in a farm in Winchester, Illinois. His brother, Dr. Thomas G. Black, taught him from the age of 17 the practice of dentistry. He served in the Civil War and returned to Illinois, continuing his studies, eventually landing himself a teaching position in 1890 at the Dental Department at the University of Iowa, and then relocating to the University of Chicago. G.V. Black was the second Dean of Northwestern University Dental School. He pioneered various techniques and the foot-operated dental drill. His son Arthur continued his father's research in the field of dentistry and supported the scientific advancement of dental education. This marked a time when becoming a dentist required a dental degree to practice this medicine.

See: Gottschalk, J. W. "Dr. Arthur Davenport Black: his contributions to dentistry," *Journal of the History of Dentistry*, Summer-Fall, 2009;57(2):68-74; R. Joseph, "The Father of Modern Dentistry - Dr. Greene Vardiman Black (1836 1915)." – *Journal of Conservative Dentistry*, 2005;8:5-6; E. F. Schewe, "G. V. Black – The Man of the Centuries," 1950.



51. **BROWNE, Sir Denis** (1892-1967). *Selected Writings of Sir Denis Browne*. Edited by H. H. Nixon, D. Waterson and C. A. S. Wink. London: Trustees of the Sir Denis Browne Memorial Fund, 1983. ¶ 8vo. xvi, 154 pp. Illustrated, index. Navy blue gilt-stamped cloth. Embossed stamp of George W. Kaplan. Very good. RARE. \$ 30

“Sir Denis John Wolko Browne KCVO (1892-1967), was the first British surgeon to devote his practice entirely to the care of children. He devised his own approach to the repair of hypospadias and worked on improvements to the management of other genitourinary, gastrointestinal, orthopedic and cardiovascular problems... He was the first president of the British Association of Paediatric Surgeons and the association awards the Denis Browne Gold Medal for worldwide excellence in pediatric surgery.” [Wikip.].

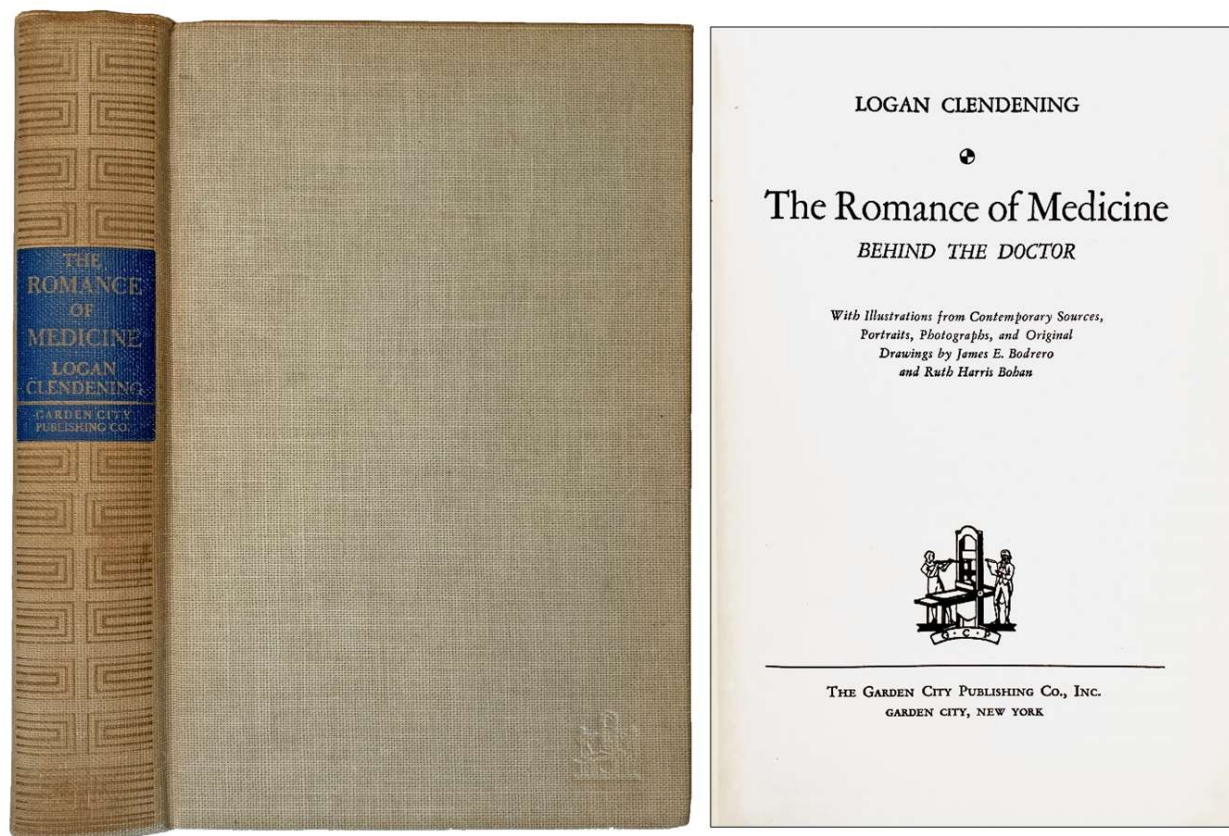


52. **CAWADIAS, A. P. (Alexander Panagis)** (1884-1971). *Hermaphroditos; The Human Intersex. Second edition, revised and enlarged.* London: Wm. Heinemann, 1946. ¶ Small 8vo. x, 81 pp. 14 illus., index. Red gilt-stamped cloth, dust-jacket. Very good.

\$ 30

Alexander Panagis Cawadias, F.R.C.P., Greek physician, Fellow of the Royal College of Physicians. "A personal friend of the Greek Royal family and devoted to them, he found the anti-royalist, political and personal intrigues in the Greek medical world incompatible with his work. In 1926 he followed them to exile in London, qualifying with the MD, Durham, in that year and settling down in Wimpole Street, where he quickly established himself in consulting practice mainly among the wealthy Greek colony and foreign visitors, specializing in diseases of metabolism and endocrinology. He wrote four books on these topics in the next 20 years."

See: Obituary, A.W. Franklin, *Lancet*, 1971, 2, 1268; *Times*, 23 Nov 1971.

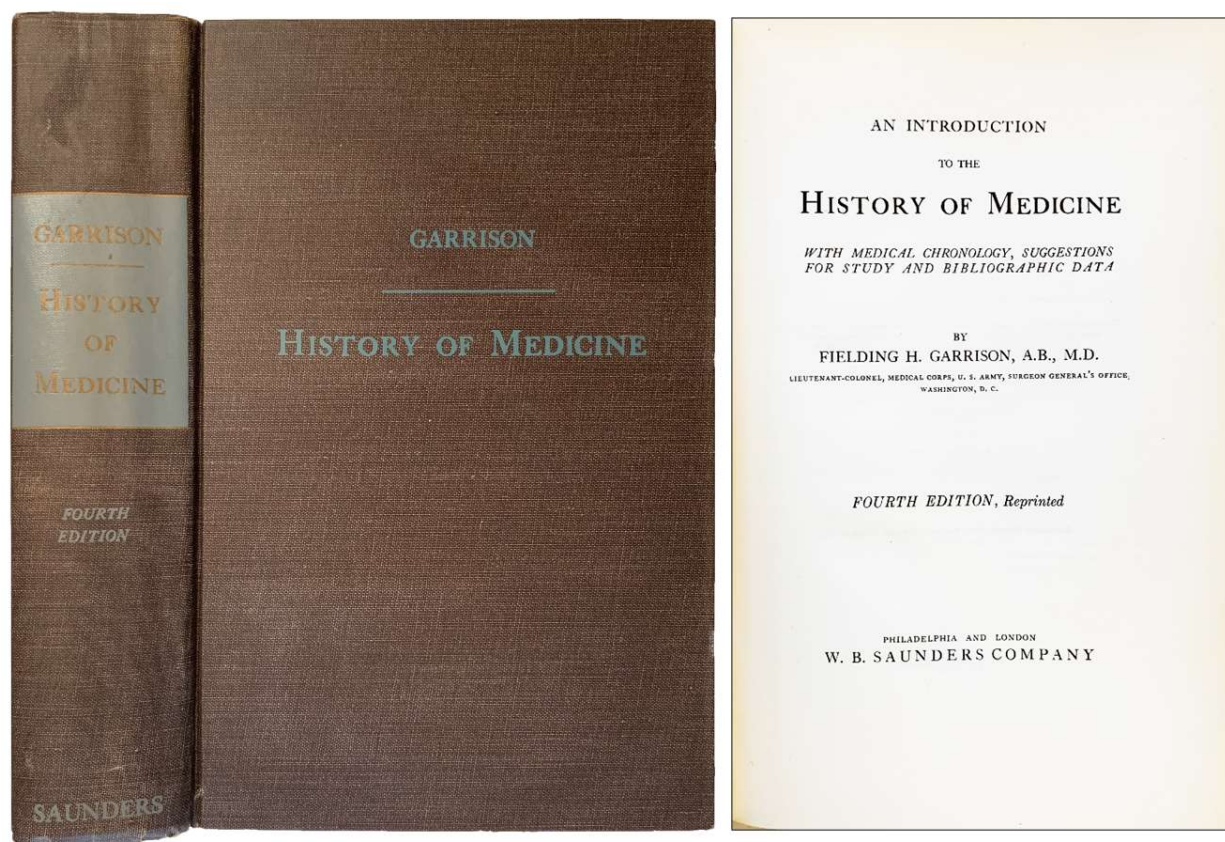


53. **CLENDENING, Logan** (1884-1945). *The Romance of Medicine, behind the doctor*. Garden City, NY: Garden City Pub., 1933. ¶ 8vo. xxi, 458, xi, [1] pp. Illus., index. Beige cloth. Very good. \$ 10

The history of medicine in the style of Clendening – the raconteur, the actor, the philosopher – a narrative dialogue for easy reading.

Before a class of medical students, Clendening typically assumed the disabilities manifested by a particular disease and performed a series of apparently well-rehearsed one-act skits. These skits—occasionally intermixed with ribald anecdotes—were his forte, and they supported his claim that “it isn’t enough to throw facts at medical students ... [you have to] cover your facts with mud to make them stick...” – [American National Biography, Philip K. Wilson].

Ralph H. Major: “In the course of a few years Clendening amassed a remarkable collection of old medical books. He was interested not only in the contents of books but in their appearance, their bindings and their typography. He accumulated not only the first editions of famous old medical classics, but in many instances the finest exemplar known. While he amassed a very remarkable private collection of old medical books, he also made excursions into general literature. He had an extensive collection of books on the Shakespeare-Bacon controversy, on Sherlock Holmes, and a notable collection of Dickensiana. His interest and knowledge of Dickens was illustrated in his *Handbook to Pickwick Papers*, 1936, which describes a journey he took over the itinerary of the immortal Mr. Pickwick.” Obituary, *Bulletin of the Medical Library Association*, Apr. 1945, 33(2), pp. 257-9.

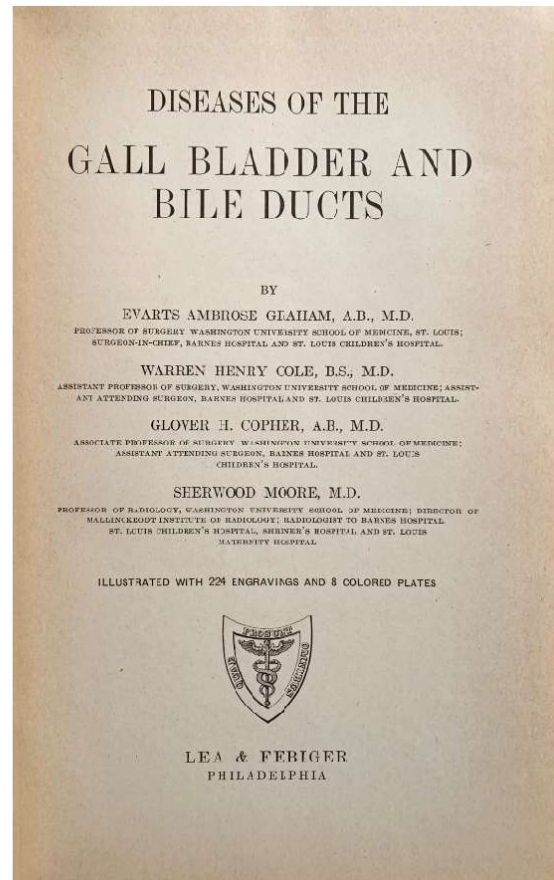



54. **GARRISON, Fielding Hudson** (1870-1935). *An Introduction to the History of Medicine: with medical chronology, suggestions for study, and bibliographic data.* Philadelphia: W. B. Saunders, 1960. ¶ 8vo. 996 pp. Figs., index. Dark brown cloth stamped in pale blue and gilt. Very good.

\$ 15

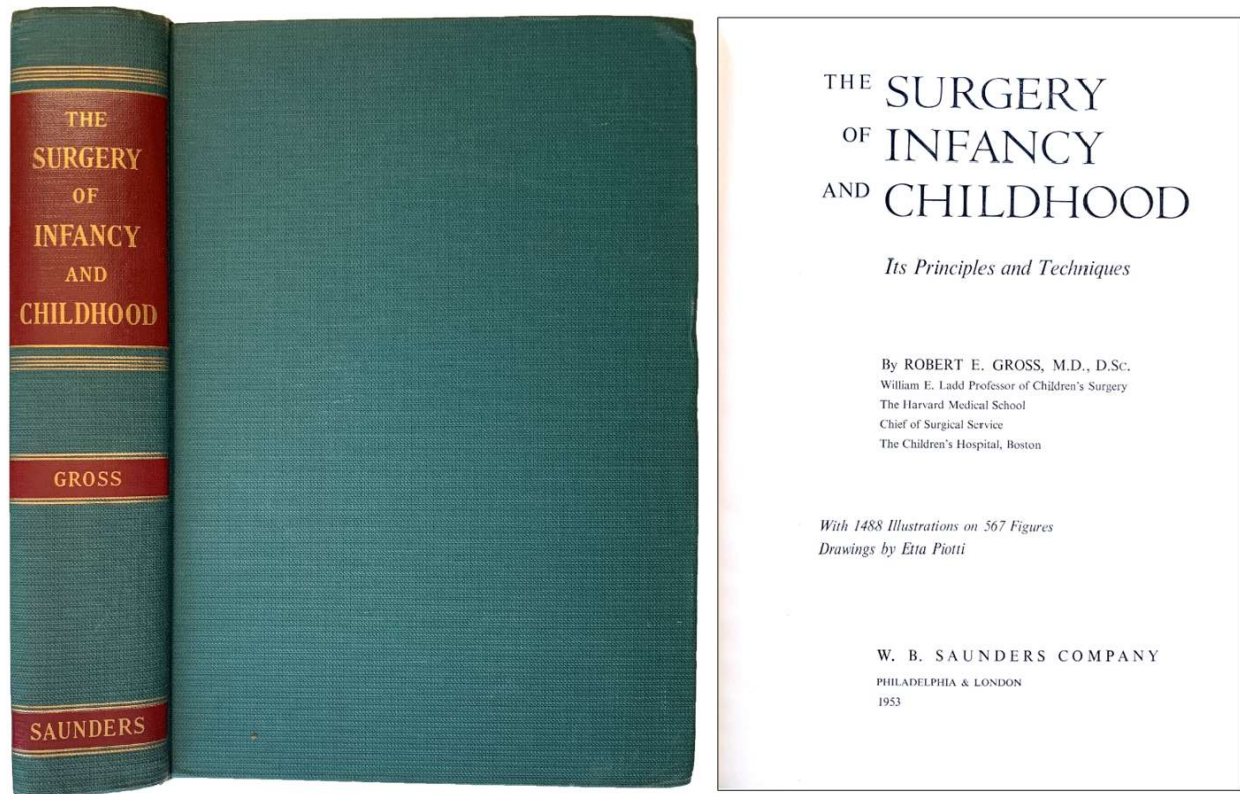
Fourth edition, reprinted. Garrison wrote the first comprehensive treatise on the history of medicine and "gained recognition as the foremost American authority on the subject" – (Dictionary of American Biography).

"One of the best single-volume histories of medicine from the bibliographical point of view, mainly for 19th century and earlier material. A rather compressed work with much detail, this is really more of a reference work than something to read from cover to cover. Garrison had a special gift for distilling the complex lifetime achievements of great physicians into a few paragraphs. In his time he was the leading American authority on the subject and wrote many papers on various aspects of medical history. Those published in Bull. N. Y. Acad. Med., 1925-35 were collected under the title of Contributions to the history of medicine, New York, Hafner, 1966. Garrison saw his so-called Introduction through four editions, the last of which appeared in 1929. That edition was frequently reprinted. See the biography by S.R. Kagan, Boston, 1948. See also "Fielding H. Garrison: the man and his book," by G. H. Brieger, *Trans. Stud. Coll. Phycns. Philad., Med. Sci.*, 1981, 3, 1-21." – Garrison and Morton 6408.



55. **GRAHAM, Evarts Ambrose** (1883-1957), et al. *Diseases of the gall bladder and bile ducts*. Philadelphia: Lea and Febiger, (1928). ¶ FIRST EDITION. ¶ 243 x 157 mm. 8vo. 477 pp. 224 figs., 8 flat color, indexes. Red cloth, gilt spine. Ownership signature. Very good. M4198

\$ 12



The First edition of the noted "Green Bible" of Pediatric Surgeons

56. **GROSS, Robert Edward** (1905-1988). *The Surgery of Infancy and Childhood; its principles and techniques*. Philadelphia & London: W. B. Saunders, 1953. ¶ Large 8vo. xxiv, 1000 pp. 1488 illus. on 567 figs., index. Original green cloth. Very good copy. Scarce.

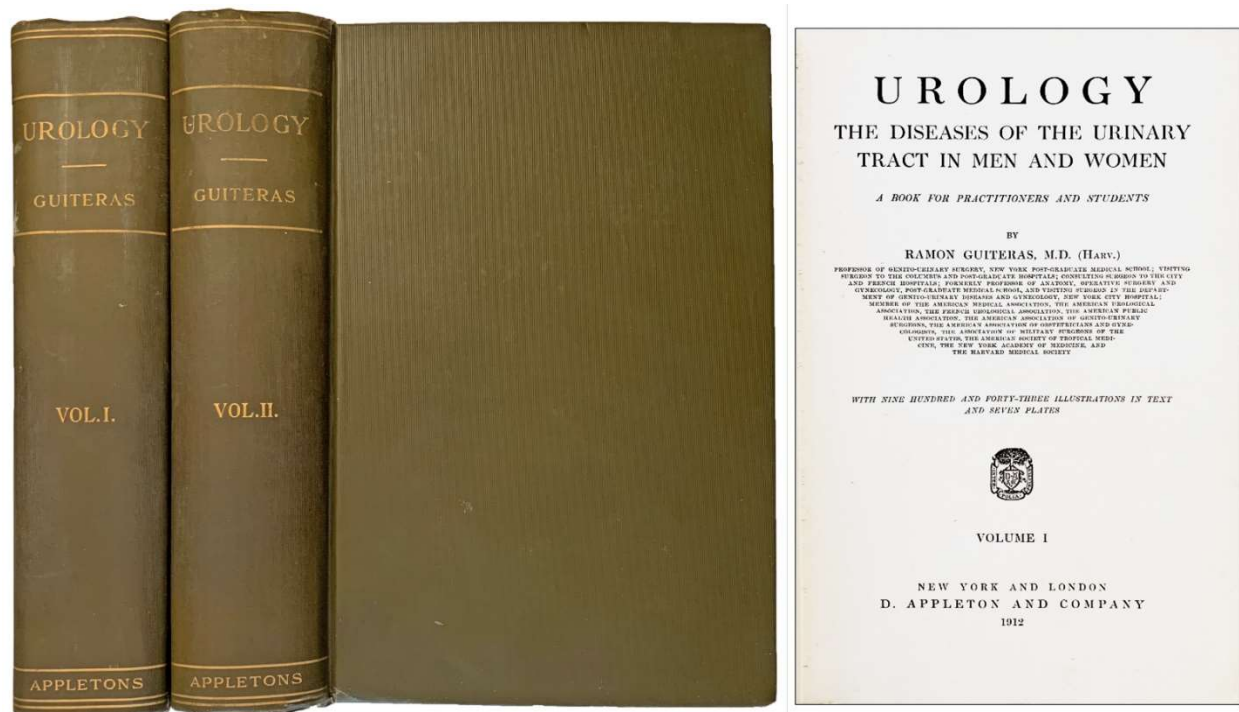
\$ 175

First edition. "In addition to the numerous offices and countless honors he received, a more than 1000-page textbook on pediatric surgery was published in 1953 under the title *The Surgery of Infancy and Childhood*, which he wrote alone and which has been referred to worldwide as the "Green Bible" of pediatric surgeons." – H.E. Ulmer, "Robert E. Gross (1905–1988)," *Journal of Cardiac, Thoracic and Vascular Surgery*, volume 34, pages 274 - 276 (2020).

Robert E. Gross, M.D., D.Sc., was William E. Ladd, Professor Children's Surgery, The Harvard Medical School, etc., the son of a piano builder who had immigrated from Germany. As it soon turned out that the boy was blind in one eye due to a congenital cataract, despite great manual dexterity, he could no longer pursue the

career aspiration of a watchmaker and turned to an academic "craft" career and did early work in pediatric heart surgery at Boston Children's Hospital. Gross served as president of the American Association for Thoracic Surgery, and was a member of the National Academy of Sciences and a fellow of the American Academy of Arts and Sciences.

According to his obituary in *The New York Times*, in 1938, Gross "performed the first surgical correction of one of the most common congenital heart disorders in children", referring to the ligation of the patent ductus. Ten years later he performed the first surgery to graft artery tissue from one person into another, thus making a leap in methods of repairing of damaged arteries. In 1947 Robert Gross was appointed, against the will of William Ladd, as his successor as "Ladd Professor of Child Surgery" and as "Surgeon-in-Chief" of the Boston Children's Hospital. He also developed a method of cutting into a heart with a use of a plastic well that allowed to avoid a catastrophic loss of blood. Gross was a member of the National Academy of Sciences.



57. **GUITERAS, Ramon** (1858-1917). *Urology; the diseases of the urinary tract in men and women; a book for practitioners and students*. New York & London: D. Appleton & Co., 1912. ¶ 2 volumes. Large 8vo. xxii, 701; xix, 757 pp. 7 plates, 943

figures, index. Original olive-green gilt-stamped cloth; rubbed. With added plates inserted in front of each volume, being the portraits of Frederick Forchheimer (1853-1913), another D. Appleton author of 1914.

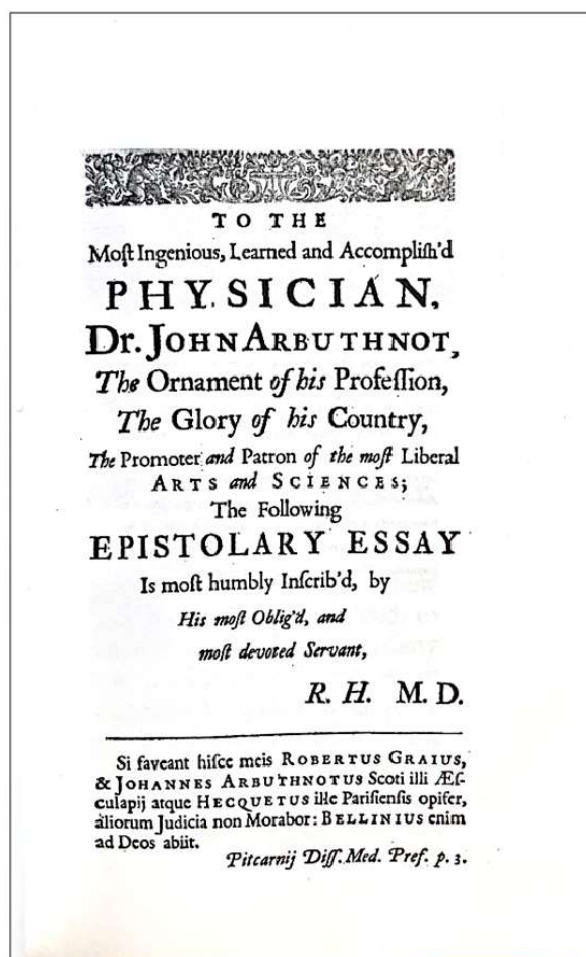
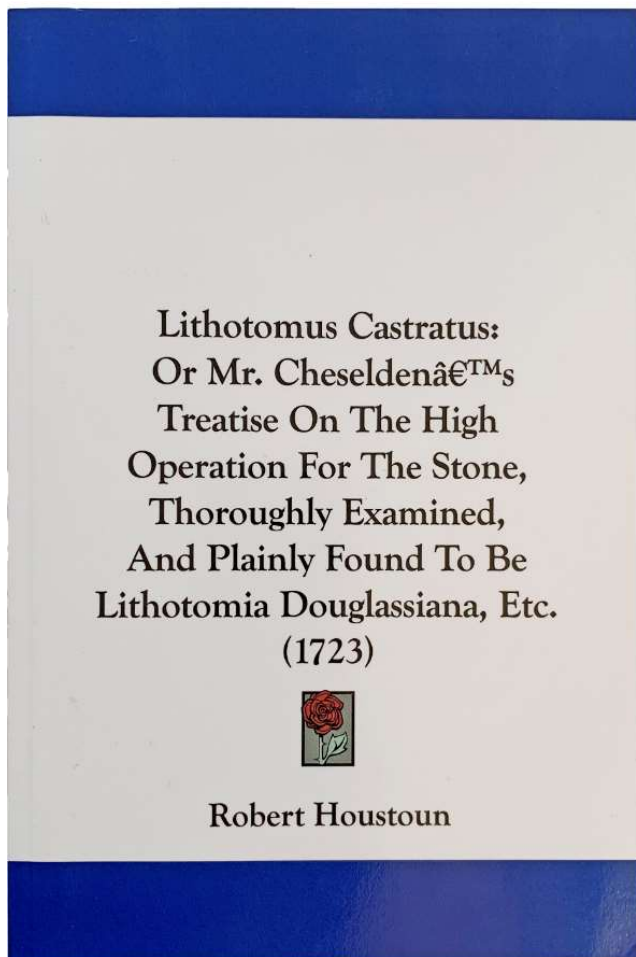
\$ 100

First edition. "Guiteras published *Urology*, a 2-volume text, in 1912. This was translated widely and considered the superior text of its time. It included 943 illustrations and photographs, described medical as well as surgical approaches to urological disease, and detailed practical guides such as instrument sterilization and creating efficient clinical and operating spaces. He was working on a third volume, which was nearly complete at the time of his death. He published more than 100 articles on diverse urological topics including an investigation into ureteral catheterization, a study of 120 cases of Bright's disease, a review of decapsulation of the kidney and causes of perinephric abscesses." – Crane & Bloom

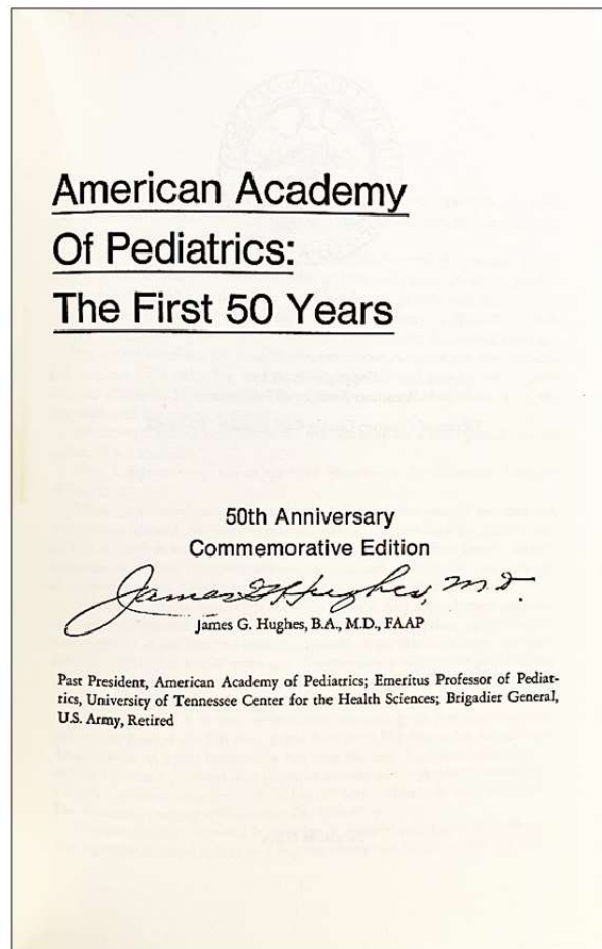
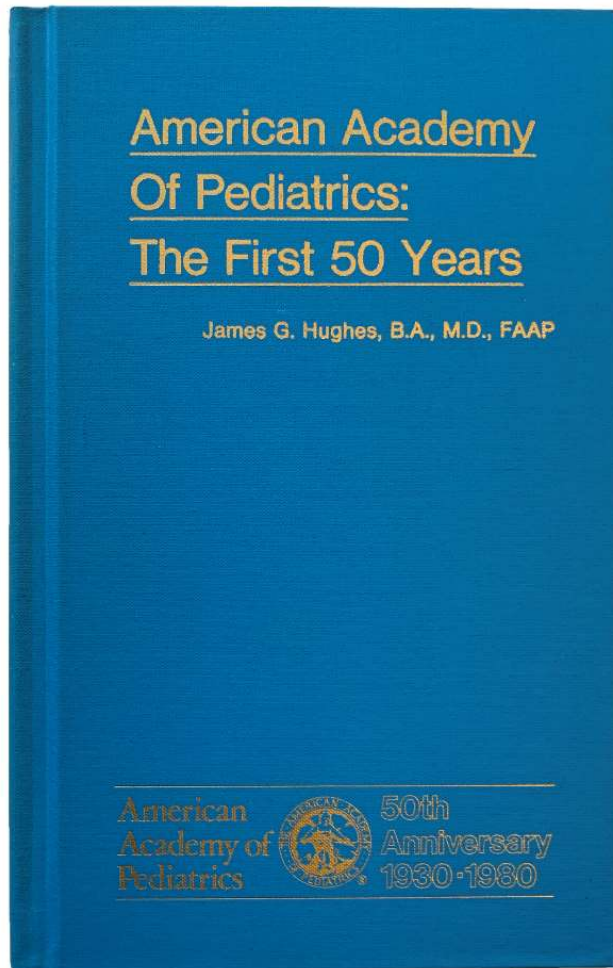
Ramon Guiteras (1858–1917), graduated from Harvard College and Harvard Medical School, was a pioneering surgeon who specialized in urology and founded the American Urological Association. "Guiteras' career peaked at the turn of the century, just as genitourinary surgery was emerging as an independent field. The American Urological Association began as an organization of the members of Guiteras' clinic with the dream of becoming an inclusive organization for the benefit of all ethical physicians with an interest in the urinary sciences. Guiteras contributed to advances in urological treatments, including improving and helping to bring a method of suprapubic prostatectomy to worldwide attention. He authored numerous scientific articles and a comprehensive, fully illustrated, 2-volume textbook that was widely translated. He pursued adventure through travel and sport, and participated in missions to Cuba and France during President Wilson's term of office. Ramon Guiteras died at age 59 years but his legacy lives on through the American Urological Association, a detailed textbook, contributions to urological instruments and techniques, and a vibrant elementary school in Bristol, Rhode Island that bears his name." – Crane & Bloom.

PROVENANCE: Frederick Forchheimer (1853-1913), American pediatrician known for describing Forchheimer spots. He was professor of medicine at the University of Cincinnati at the time of his death, which occurred at Jewish Hospital on June 1, 1913 after a prostate operation. – [possibly P.H.P.: Dr. Horace Packard?] (1855-1936). Packard was an Associate Founder of American College of Surgery and a Boston medical leader.


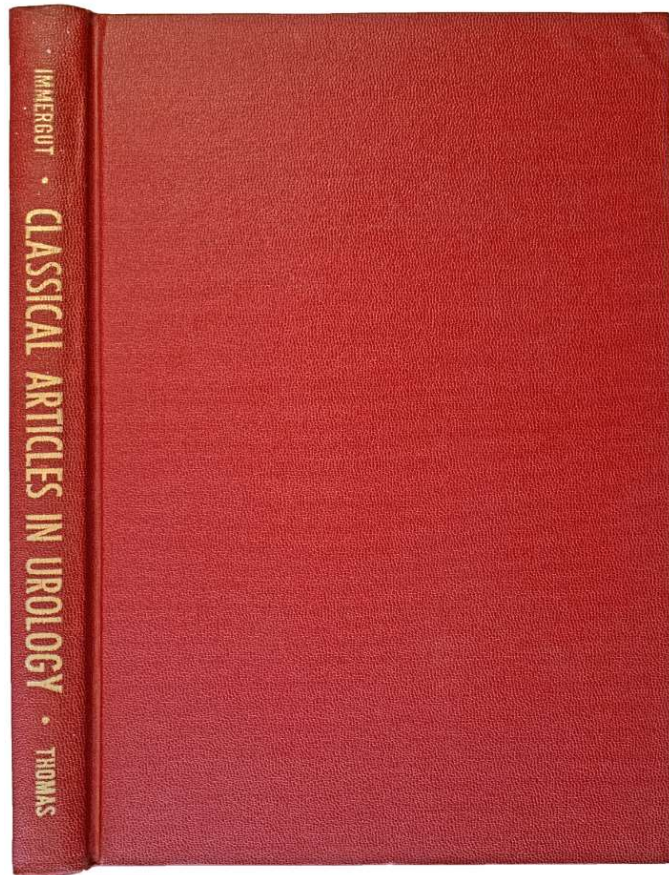
See: Kiefer 716 [1918 edition]. Genevieve M Crane; David A Bloom, "Ramon Guiteras: Founder of the American Urological Association, Surgeon, Sportsman and Statesman," August 2010, *The Journal of Urology*, 184(2): pp. 447-52.



58. **HOUSTOUN, Robert** (1678-1734). *Lithotomus Castratus: Or Mr. Cheselden's Treatise on the High Operation for the Stone, thoroughly examined, and plainly found to be Lithotomia Douglassiana, etc.* 1723 [facsimile]. ¶ 227 mm. [2], 99 pp. Paperback. New. \$ 15



59. **HUGHES, James G. (James Gilliam)**, (1910-). *American Academy of Pediatrics: the first 50 years*. [NY?]: American Academy of Pediatrics, 1980. ¶
Commemorative edition. Small 8vo. [2], iv, 112 pp. Original light blue gilt-stamped cloth. Fine. \$ 10



60. **IMMERGUT, Mark A.** (comp., ed.). *Classical Articles in Urology*. Springfield: Charles C. Thomas, 1967. ¶ 8vo. xv, 329 pp. Figures. Maroon gilt-stamped cloth. Ownership inscription [For George Kaplan]. Very nice copy.

\$ 30

The first of its kind to select and commentate on classical urological articles of the twentieth century.

CONTENTS [Sections I-VII]: I. THE KIDNEY: Renal Counterbalance, by Frank Hinman, 1926. Studies on Experimental Hypertension, by Harry Goldblatt, James Lynch, Ramon F. Hanzal, and Ward. W. Summerville, 1934.

II. THE URETER: A new Plastic Operation for stricture at the uretero: pelvic junction: Report of 20 Operations, by Frederic E. B. Foley, 1937. – Intubated Ureterotomy, by David M. Davis, 1943. – A Pelvic Flap Operation for Certain Types of Ureteropelvic Obstruction: Preliminary Report, by Ormond S. Culp and James H. DeWeerd, 1951. – Vertical flap uretereopelvioplasty: A preliminary report., by Peter L. Scardino and Charles L. Prince, 1953. – Renal and Ureteral Surgery Without Intubation, by Frank C. Hamm and Sidney R. Weinberg, 1954.

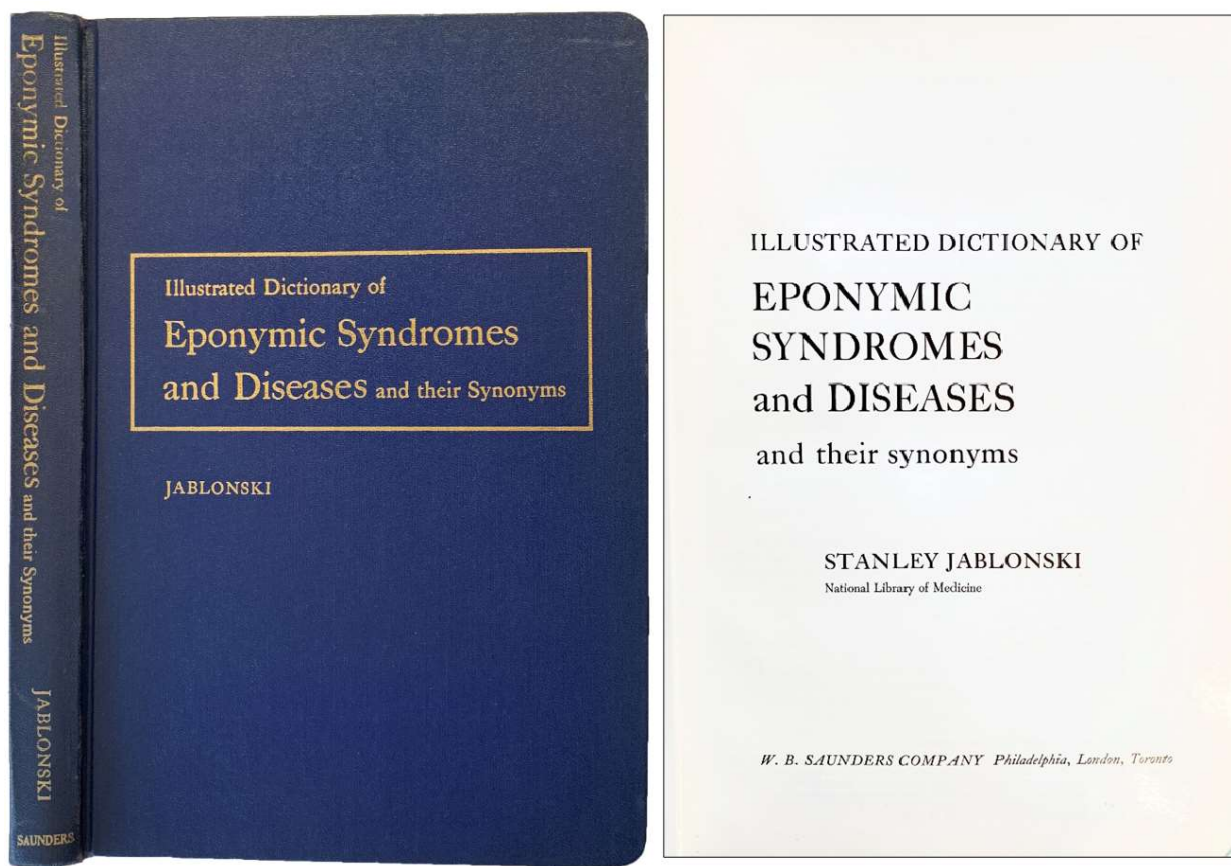
III. THE BLADDER: Experimental Production of Bladder Tumors in Dogs by Administration of Beta: Naphthylamine, by W.C. Hueper, F. H. Wiley and H.D. Wolf, 1937. – The Correction of Stress Incontinence by Simple Vesicourethral Suspension, by Victor Fray Marshall, Andrew A. Marchetti and Kermit E. Krantz, 1949.

IV: THE PROSTATE: Six successful and successive cases of prostatectomy, by Eugene Fuller 1895. – A Clinical Lecture on Total Extirpation of the Prostate for Radical Cure of Enlargement of that Organ: With Four Successful Cases, by Patrick J. Fryer, 1901. – The question of priority in the adoption of the method of total enucleation, suprapubically, of the hypertrophied prostate, by Eugene Fuller, 1905. – Conservative perineal prostatectomy: A presentation of new Instruments and Technic, by Hugh H. Young, 1903. – The early diagnosis and radical cure of carcinoma of the prostate: Being a Study of forty cases and presentation of a radical operation which was carried out in four cases, by Hugh H. Young, 1905. – The Arterial Distribution Within the Prostate Gland: Its Role in Transurethral Prostatic Resection, by R. H. Flocks, 1937. – Studies on Prostatic Cancer: The Effect of Castration, of Estrogen and of Androgen Injection on Serum Phosphatases in Metastatic Carcinoma of the Prostate, by Charles Huggins and Clarence V. Hodges, 1941. – Retropubic prostatectomy: A new extravesical technique: Report on Twenty Cases, by Terence Millin, 1945. – Carcinoma of the prostate: Radical retropubic prostatectomy, by Terence Millin, 1947. – Endocrine Control of Prostatic Carcinoma: Clinical and Statistical Survey of 1,818 Cases, by Reed. M. Nesbit and William C. Baum, 1950.

V. THE URETHRA: Plastic Procedure for Correction of Hypospadias, by Reed M. Nesbit, 1941. – Hypospadias, by Denis Browne, 1949. – Modern Treatment of Hypospadias, by Arthur B. Cecil, 1951. – Injuries and Disease of the Urethra, by Simon Duplay, 1886.

VI. URINARY DIVERSION Physiologic Implantation of the served ureter or common Bile: Duct into the Intestine, by Robert C. Coffey, 1911. – Bladder Substitution After Pelvic Evisceration, by Eugene M. Bricker, 1950.

VII. INFECTION: The Case Against the Catheter, by Paul B. Beeson, 1958.



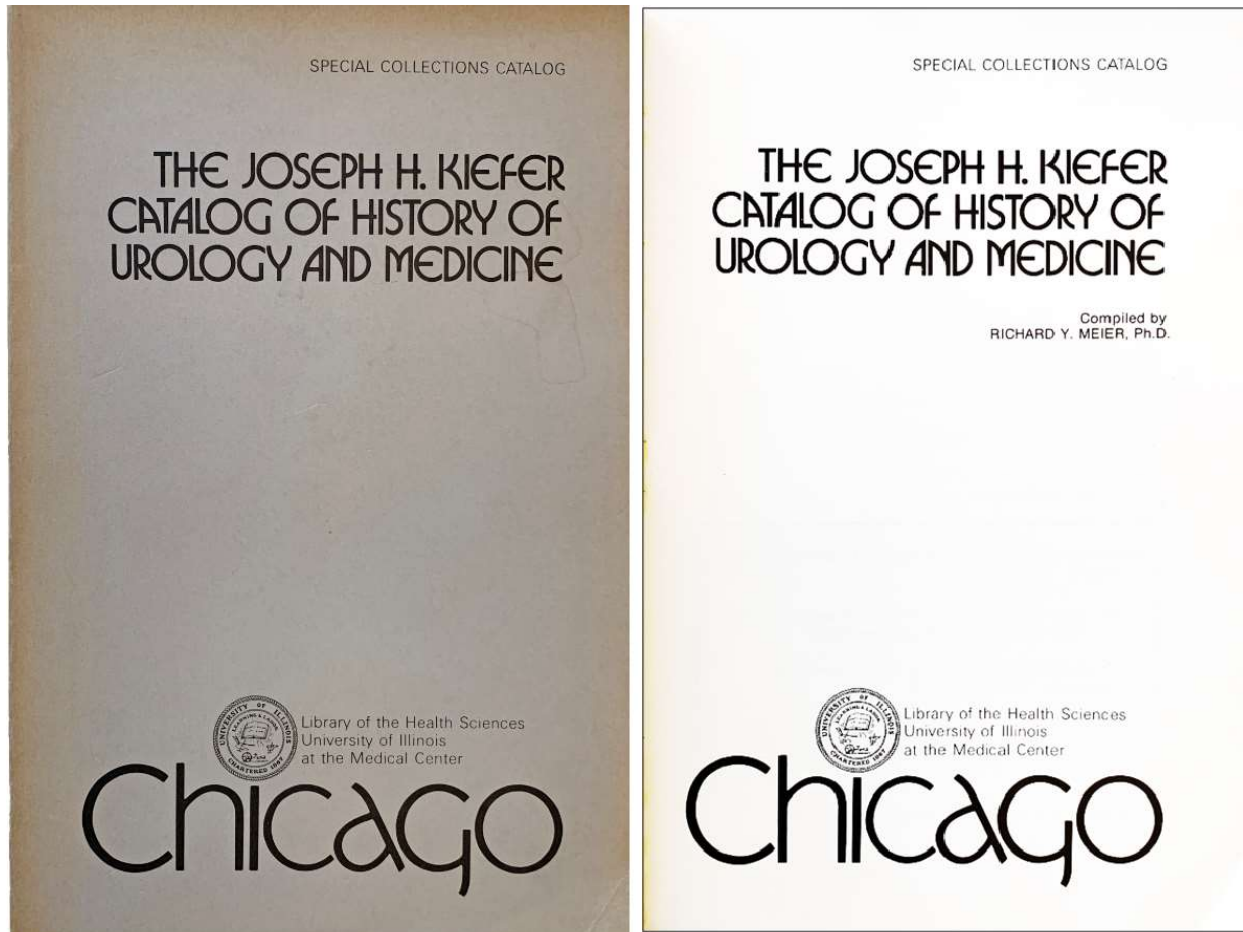
61. **JABLONSKI, Stanley.** *Illustrated Dictionary of Eponymic Syndromes and Diseases and their synonyms.* Philadelphia: W. B. Saunders, 1969. ¶ 8vo. viii, 335 pp. Illus. Blue gilt-stamped cloth. Bookplate of H. J. Kaplan (with adage "Beware the man who has read but a single book – " Vey good.

\$ 7

According to Clifford A. Bachrach, former head of BSD, "It is a work distinguished for its completeness and clarity. It is a valuable reference source for classical descriptions of disease."

"Stanley Jablonski said that he had a natural curiosity and that he liked to go into depth with things. With such a predisposition it's no surprise that he developed into an accomplished, some say unequalled, indexer. Born in Poland, Jablonski eventually made his way to America. In 1949 he was hired by Claudius Mayer as an indexer in the Army Medical Library's Bibliographic Services Division. / Though he lacked the advanced education of most of his peers, Stanley excelled at his work and was rewarded with recognition and advancement. He could index medical literature in 10 languages. In 1955 he conceived a project to produce a bibliography of Slavic medical literature produced in the previous decade. For this he received a Meritorious Civilian Service Award from the Library. \ In the ensuing years Jablonski continued producing

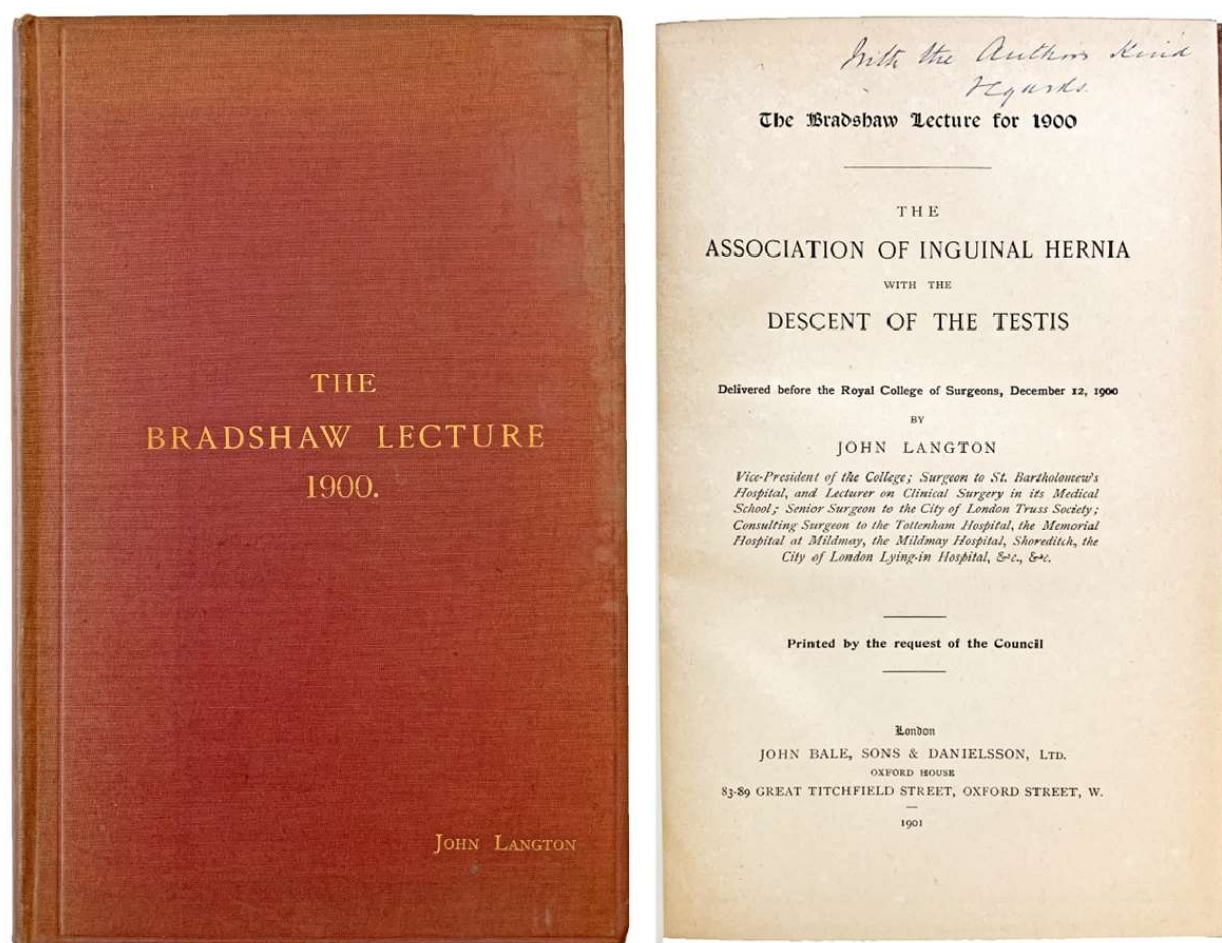
medical indices and dictionaries, totaling seven before his retirement. He played an active part in the development of Medlars and became head of the Index Section. While leading the Index Section, he presided over the Library's initial experiment in hiring contract indexers. By 1976 he oversaw 40 indexers. / Upon his retirement in 1976, Mr. Jablonski received the NIH Director's Award for his career as an indexer and scholar. He had already been given the Board of Regents Award for Scholarship or Technical Achievement in 1971 for producing his Illustrated history of eponymic syndromes." – NLM.



62. [KIEFER, Joseph H. (1910-1986)] MEIER, Richard Y. (compiler). *The Joseph H. Kiefer Catalog of History of Urology and Medicine*. Chicago: Library of the Health Sciences University of Illinois at the Medical Center, 1981. Chicago: Library of the Health Sciences University of Illinois at the Medical Center, 1981. ¶ 23 cm. 207 pp. Figs., index. Gray wrappers. Very good +. Rare.

\$ 20

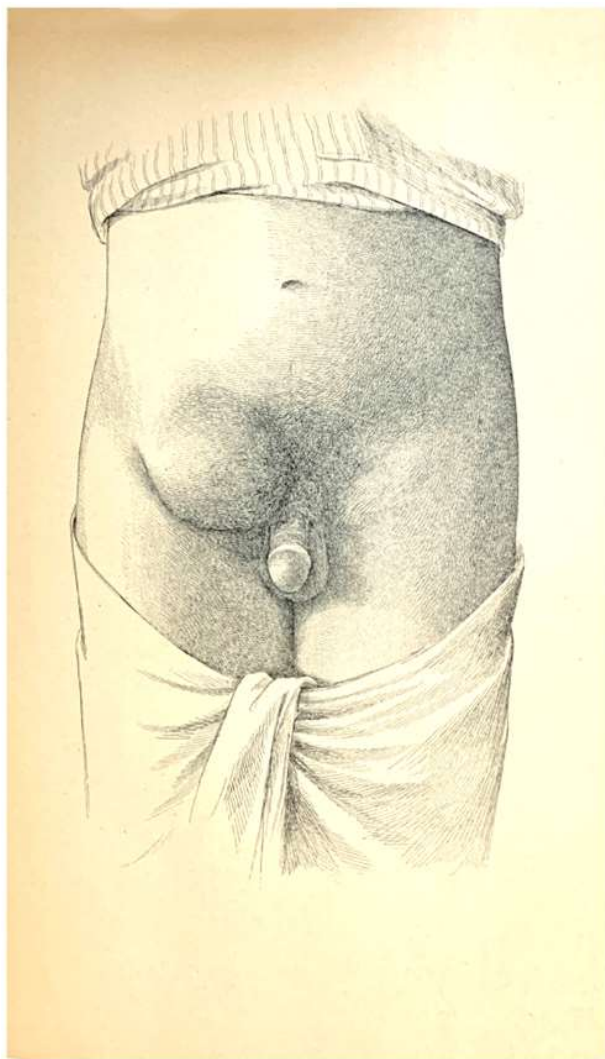
Annotated catalog of Kiefer's personal collection of 1834 rare books in the history of urology and medicine. The catalogue contains section of urology before 1900, 20th century urology, human sexuality, Queen Christina of Sweden, Samuel Pepys, Medical quackery, etc. Kiefer was chief of staff at St. Joseph's Hospital before he retired in 1972. He also was a professor at the University of Illinois College of Medicine.



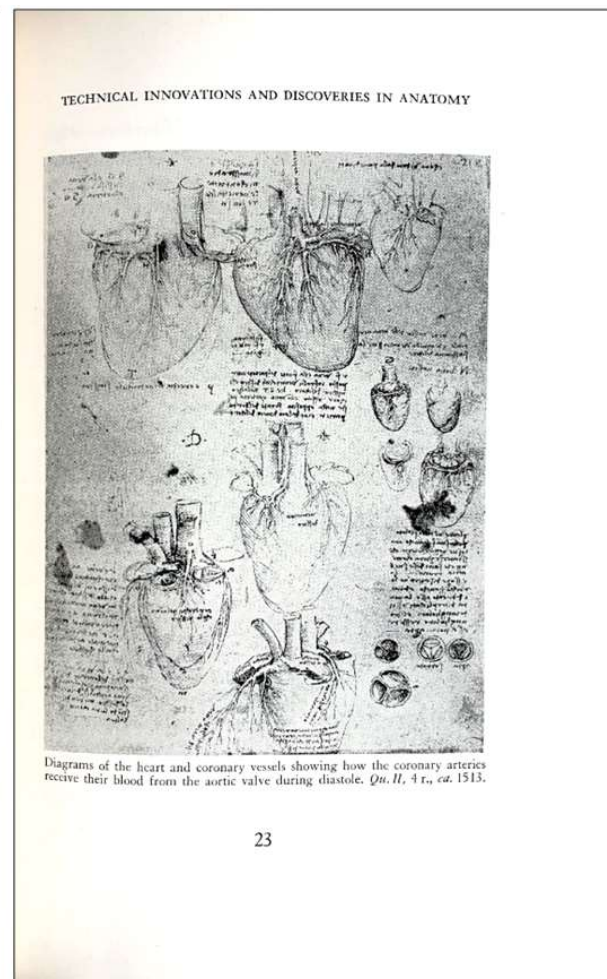
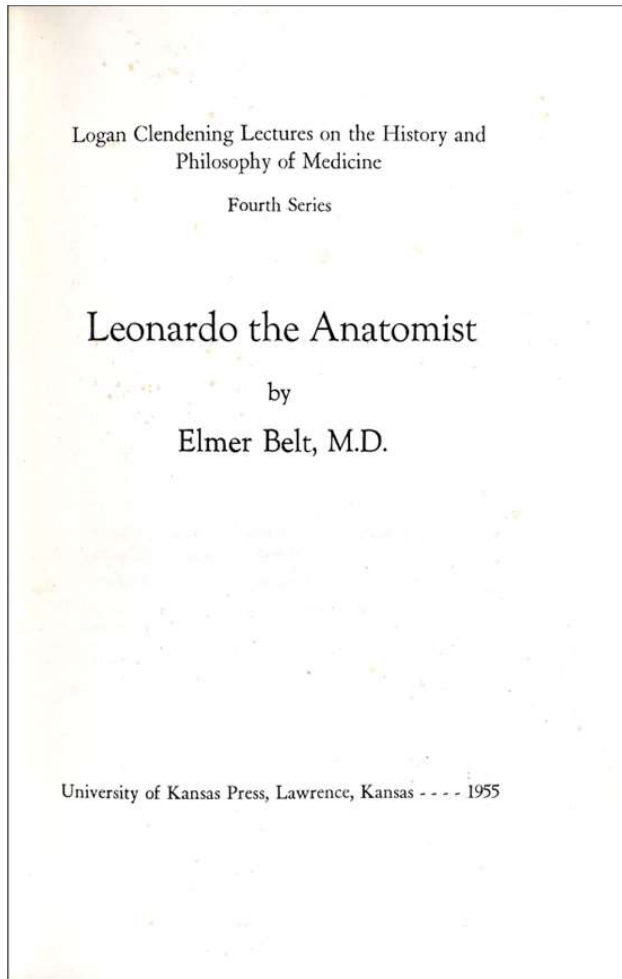
63. **LANGTON, John, F.R.C.S.** *The Association of Inguinal Hernia with the Descent of the Testis*. London: John Bale, Sons & Danielson, 1901. ¶ 8vo. 61, [1], [6] pp. 28 figures (some full page). Maroon blind and gilt-stamped cloth; some fading. INSCRIBED BY THE AUTHOR, "With the Author's kind regards." Very good.

\$ 125

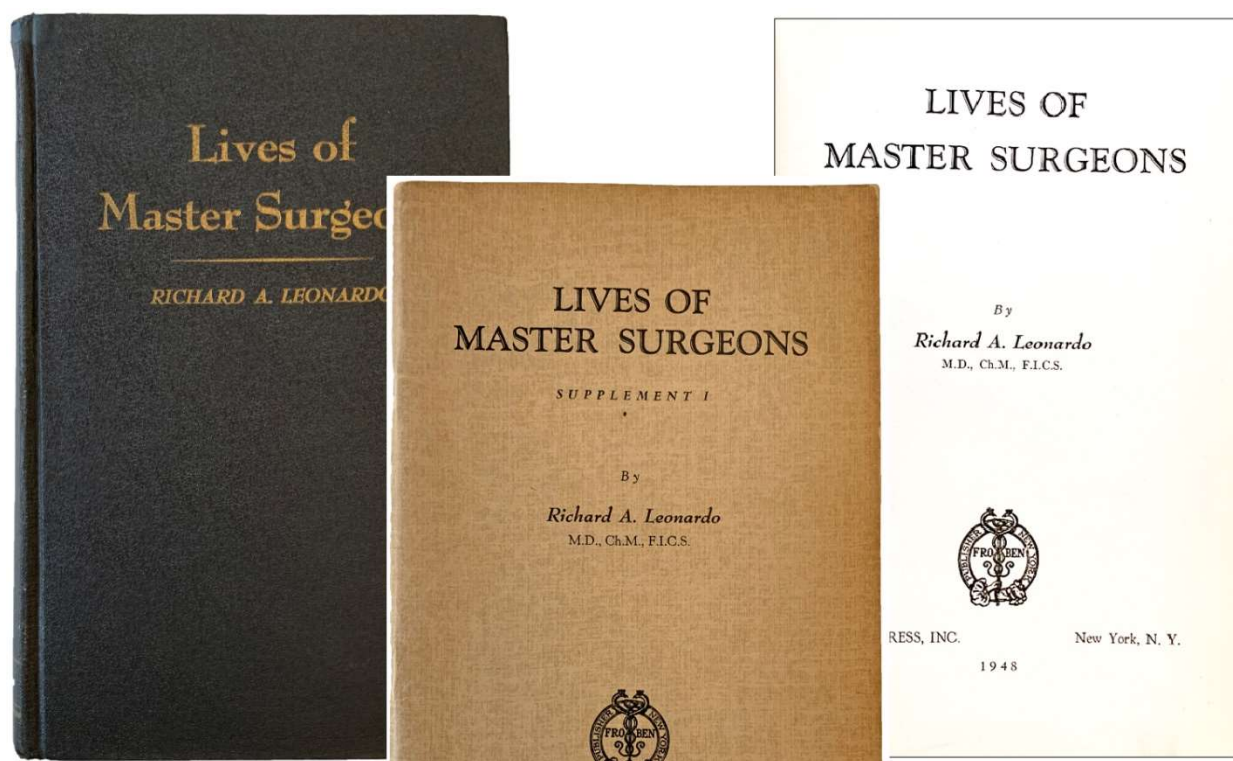
The Bradshaw Lectures are prestigious lectureships given at the invitation of the Royal College of Physicians and the Royal College of Surgeons of England. Series: The Bradshaw Lecture, 1900. Kiefer 786.



[63] LANGTON



64. **LEONARDO DA VINCI** (1452-1519); **Elmer BELT** (1893-1980). *Leonardo the Anatomist*. Lawrence: University of Kansa Press, 1955. ¶ Second printing. Small 8vo. 76 pp. Illus., index; ink mark p. 65, minor spotting. Turquoise gilt-stamped cloth. Bookplate of H. J. Kaplan; related inscription. Very good. \$ 10

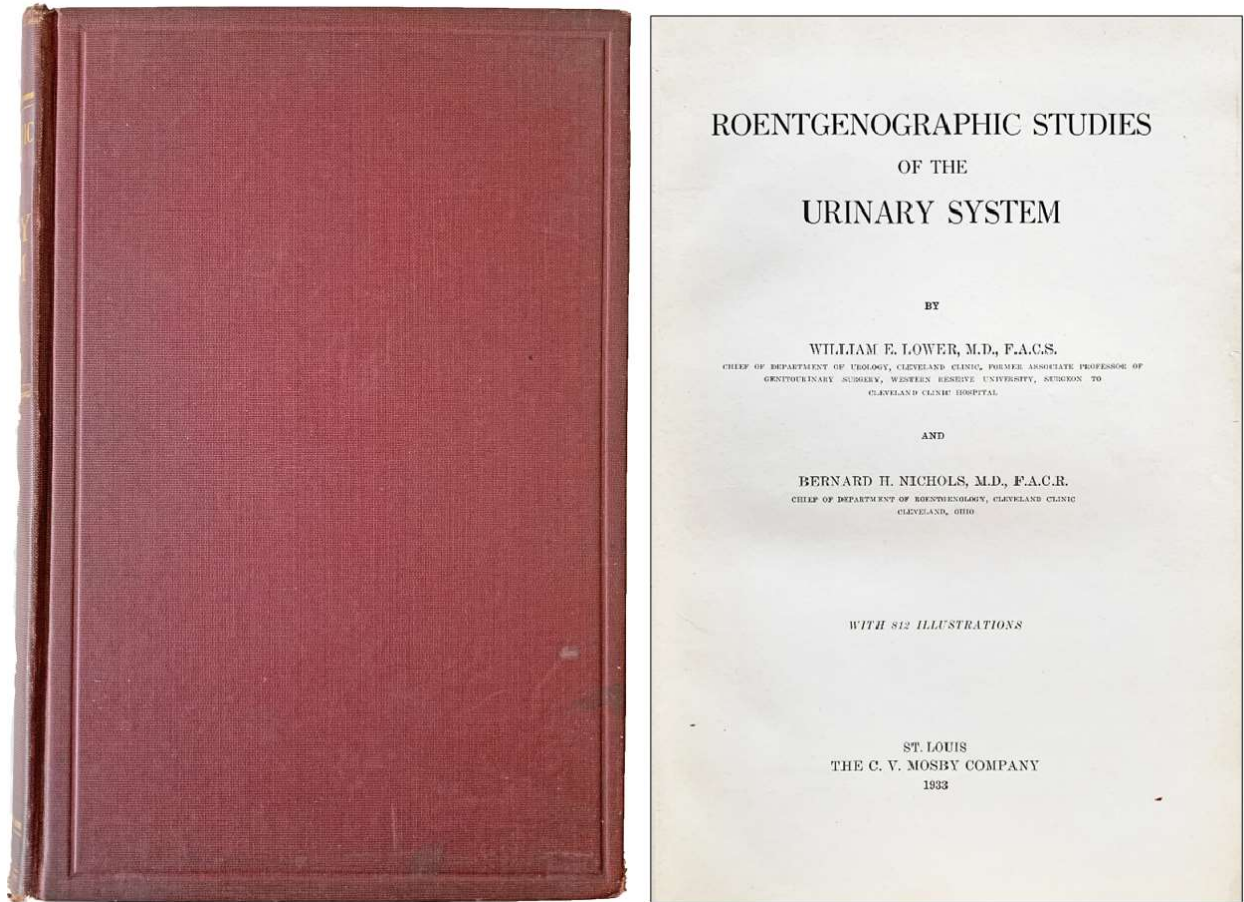


65. **LEONARDO, Richard Anthony** (1895-). *Lives of Master Surgeons*. WITH: *Supplement I*. New York: Froben Press, 1949. ¶ 2 volumes. 8vo. 469; 471-518 pp. Frontis. Portrait. Cloth; printed wrappers. Very good.


\$ 60

The supplement is seldom offered together with the main volume.

☼ Garrison and Morton 6740.



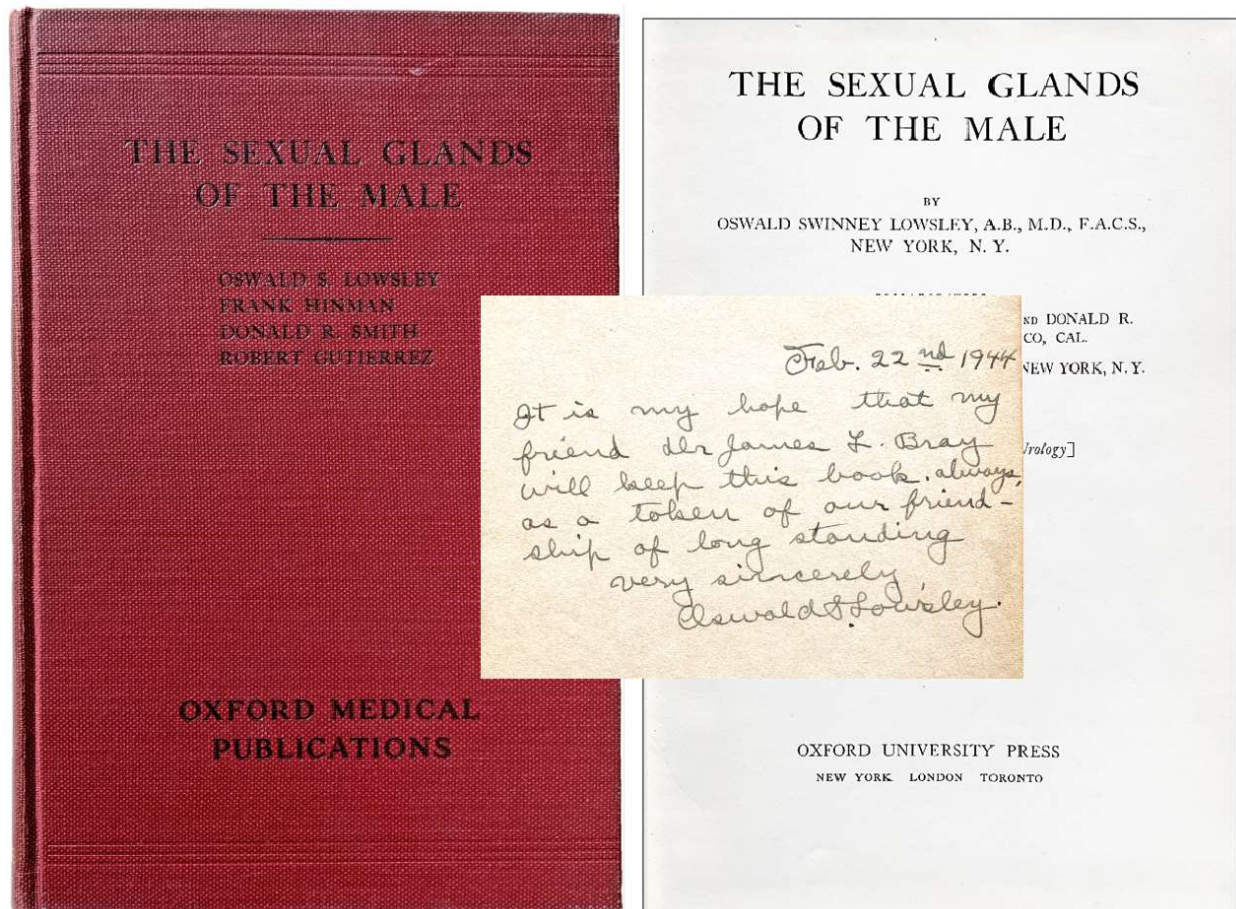
66. **LOWER, William E. & Bernard H. NICHOLS.** *Roentgenographic studies of the urinary system.* St. Louis: C. V. Mosby, 1933. ¶ 263 x 182 mm. Tall 8vo. xviii, 812 pp. 26 figs., 144 cases (some with multiple x-ray images), indexes. Gilt-stamped red cloth; rear hinge cracked, extremities rubbed, shaken. Ownership signature. Good. M4368 \$ 15



67. **LOWER, William E., & Bernard H. NICHOLS.** *Roentgenographic Studies of the Urinary System*. St. Louis: C. V. Mosby, 1938. ¶ Tall 8vo. xviii, 812 pp. 812 illustrations, index. Blue cloth. A handsome clean crisp copy. M0227

\$ 35

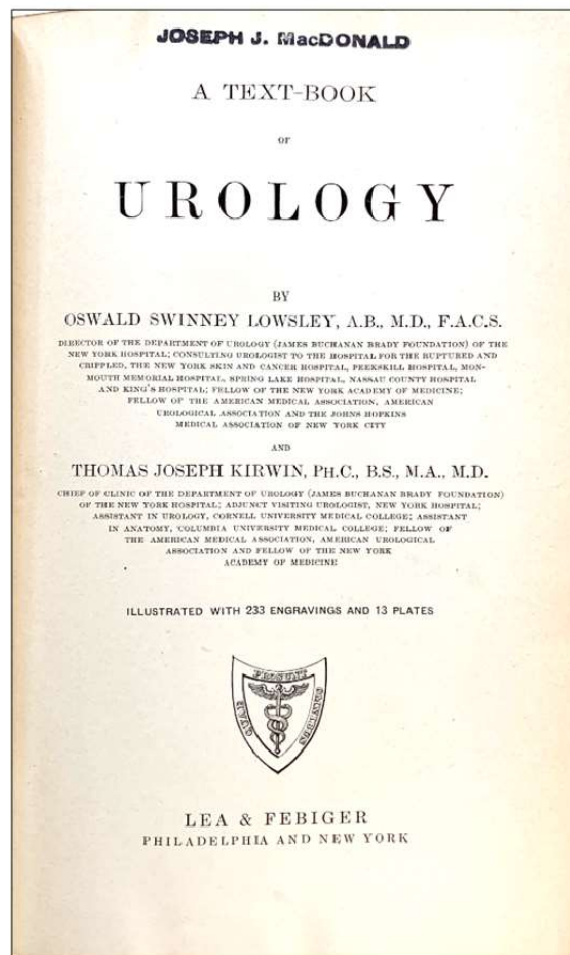

Compiled by a urologist, Lower, and roentgenologist, Nichols, both from the Cleveland Clinic in Cleveland, Ohio. See: Murphy, *The History of Urology*, p. 384.



68. **LOWSLEY, Oswald Swinney** (1884-1955). *The Sexual Glands of the Male*. Collaborators: *Frank Hinman, Donald R. Smith, and Robert Gutierrez*. New York, London, and Toronto: Oxford University Press, (1942). ¶ 8vo. v, 619 pp. 59 illustrations, index, bibliography. Maroon cloth. INSCRIBED BY THE AUTHOR. Fine. M0225

\$ 95

First book-form edition; reprinted from Oxford Loose-leaf Urology. Topics include: the prostate gland, the testicles and epididymis, and surgery of the seminal vesicles, ampulla, vasa deferentia and spermatic cord. See: Murphy, *The History of Urology*, pp.382, 389, 440, & 417.




69. **LOWSLEY, Oswald Swinney** (1884-1955); **Thomas Joseph KIRWIN**. *A Text-Book of Urology*. Philadelphia & New York: Lea & Febiger, 1926. ¶ 8vo. xviii, (17)-699 pp. 233 engravings, 13 plates (some color), index. Original blind- and gilt-stamped dark green cloth; spine ends a bit frayed. Ownership stamps of Joseph J. MacDonald, MD. Very good.

\$ 30

First edition. Lowsley was Director of the dept. of urology of the New York Hospital; Kirwin was Chief of Clinic of the same. Lowsley & Kirwin also issued their monumental *Clinical Urology* (2 volumes), eighteen years later in 1944.

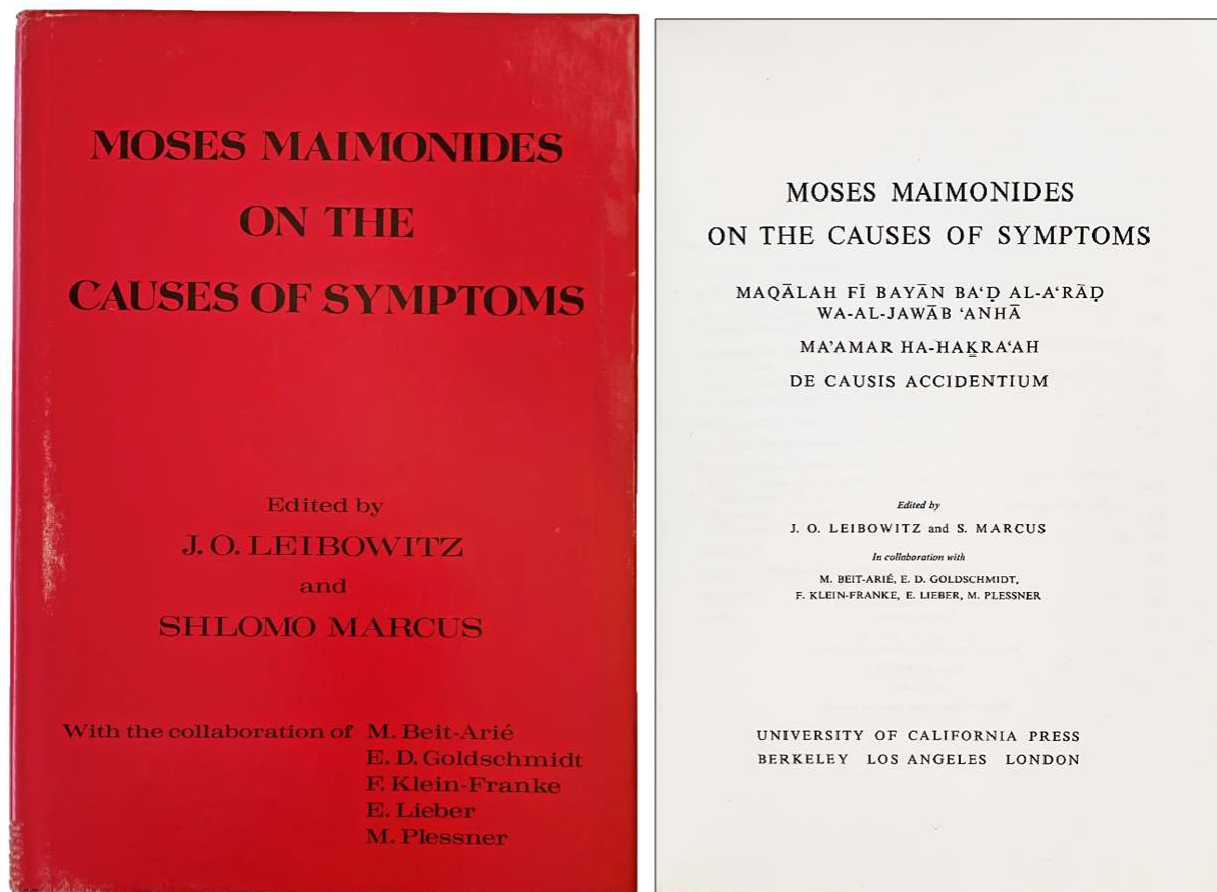
Not in Kiefer.



70. **LYON, Richards P.** (1917-2017). *Vine to Wine. Photographed and written ...* Napa: Stonecrest Press. 1999. ¶ Small oblong 8vo. INSCRIBED BY THE AUTHOR to George Kaplan. ISBN: 0961600489

\$ 25

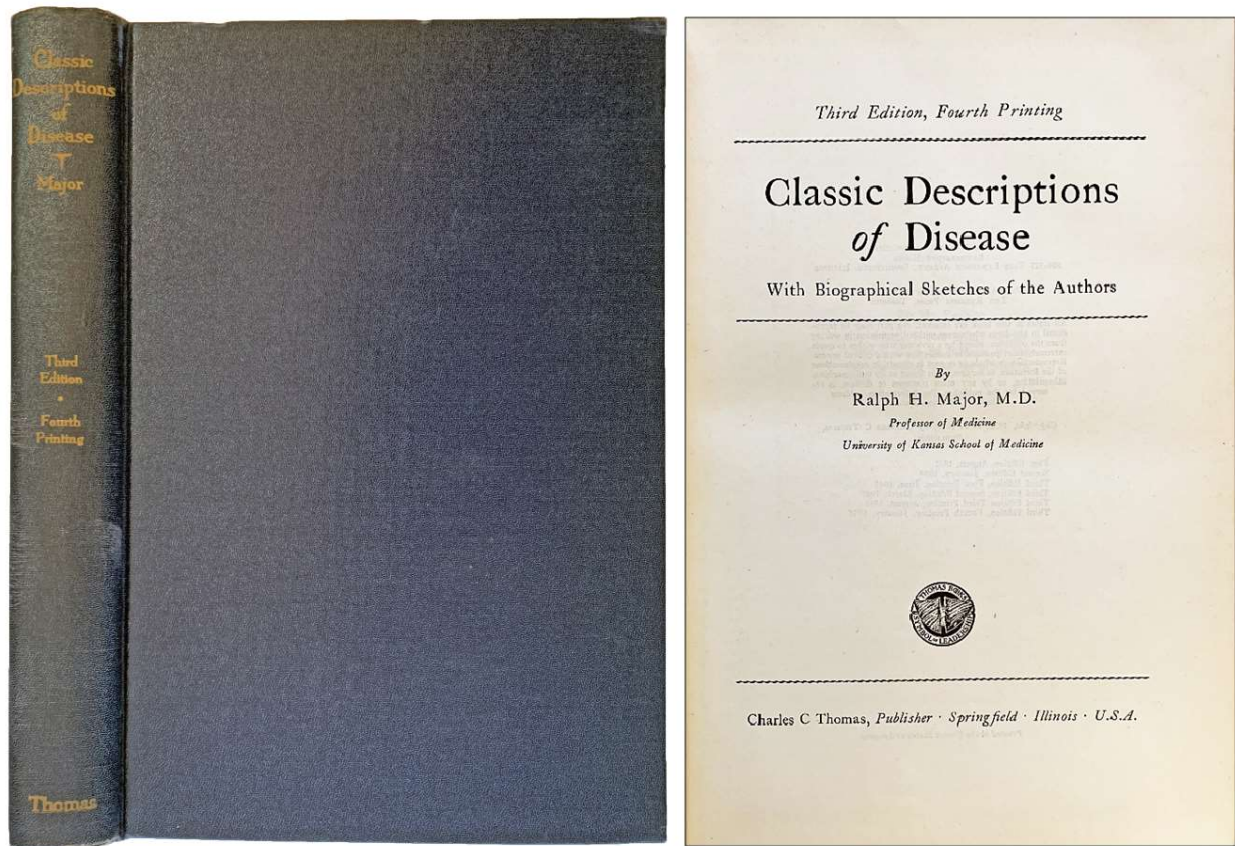
Lyons was a urologist and Clinical Professor at UC Medical Center, San Francisco, who left a “legacy of compassionate care and pioneering inventions from a lifetime of serving others.” He also made his own wine and enjoyed photography.



71. **MAIMONIDES, Moses** (ca.1135/8-1204). *Moses Maimonides, On the causes of symptoms. Maqalah fi bayan ba'd al-a'rad wa-al-jawab 'anha [=] Ma'amar ha-hakra'ah [=] De causis accidentium*. Edited by J. O. Leibowitz and S. Marcus in collab. with M. Beit-Arié ... Berkeley, Los Angeles, London: University of California Press, 1974. ¶ 8vo. 263 pp. Illus., index. Cloth, dust-jacket. Very good+.

\$ 16

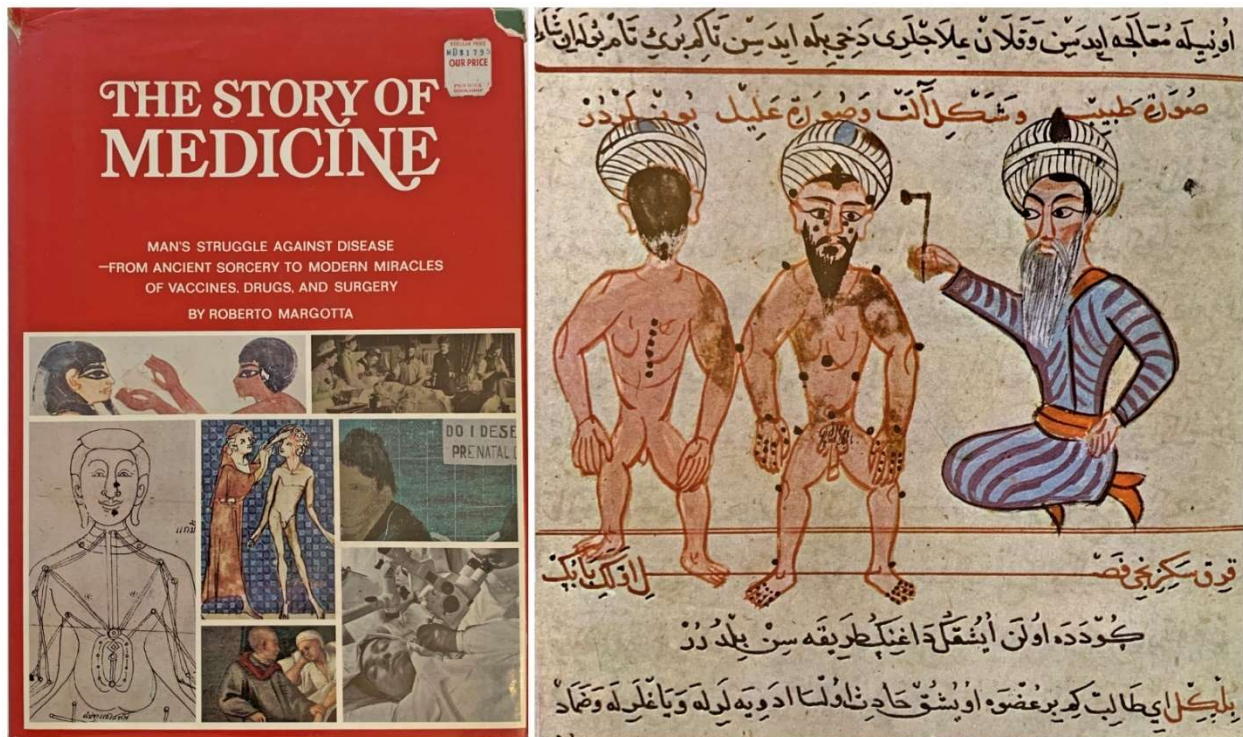
First edition in a multilingual critical edition with Arabic, Hebrew and medieval Latin texts accompanied by commentaries.



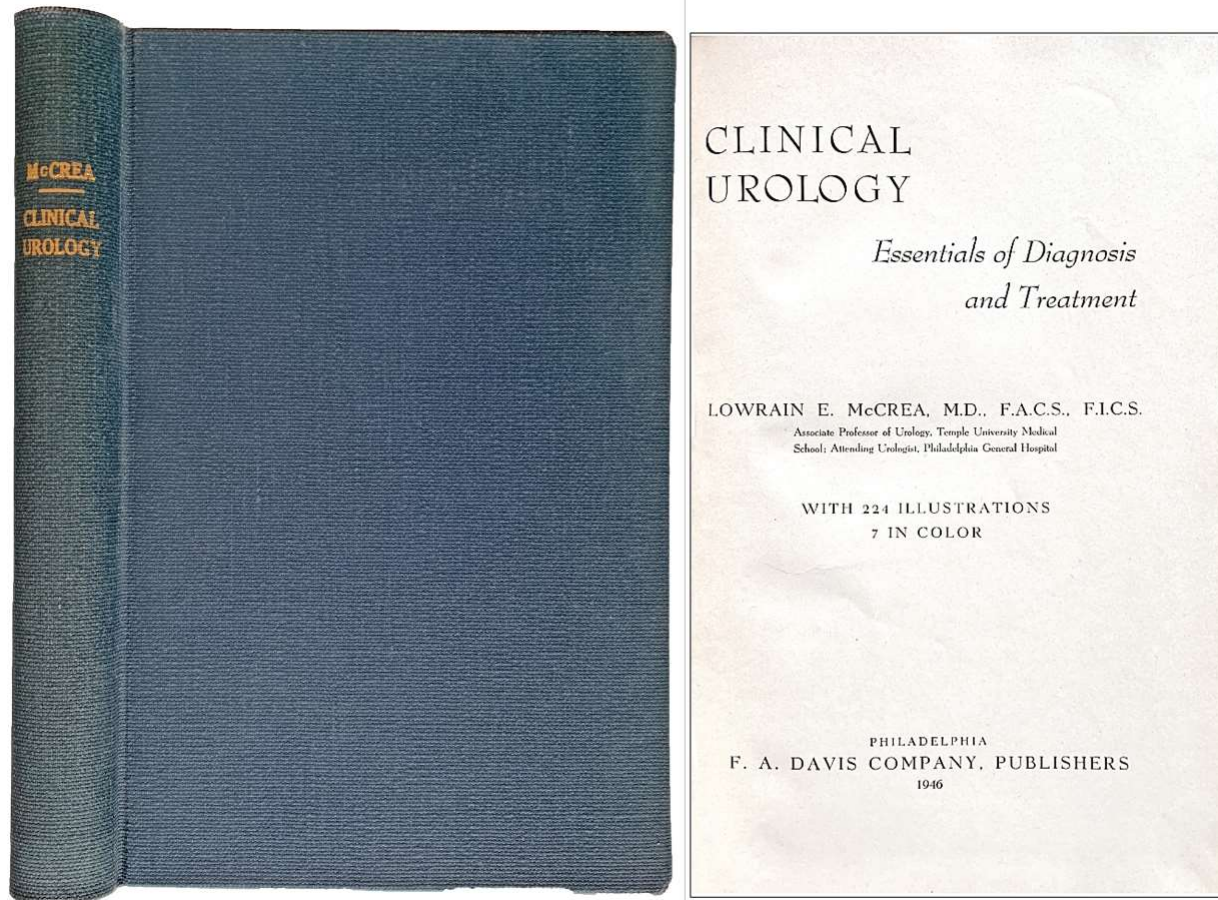
72. **MAJOR, Ralph. H.** (1884-1970). *Classic Descriptions of Disease. With biographical sketches of the authors. Third edition, fourth printing*. Springfield: Charles C Thomas, 1955. ¶ 8vo. xxxii, 679, [3] pp. Illus., index. Navy cloth. Bookplate of H. J. Kaplan, M.D. A bit rubbed, very good.

\$ 15

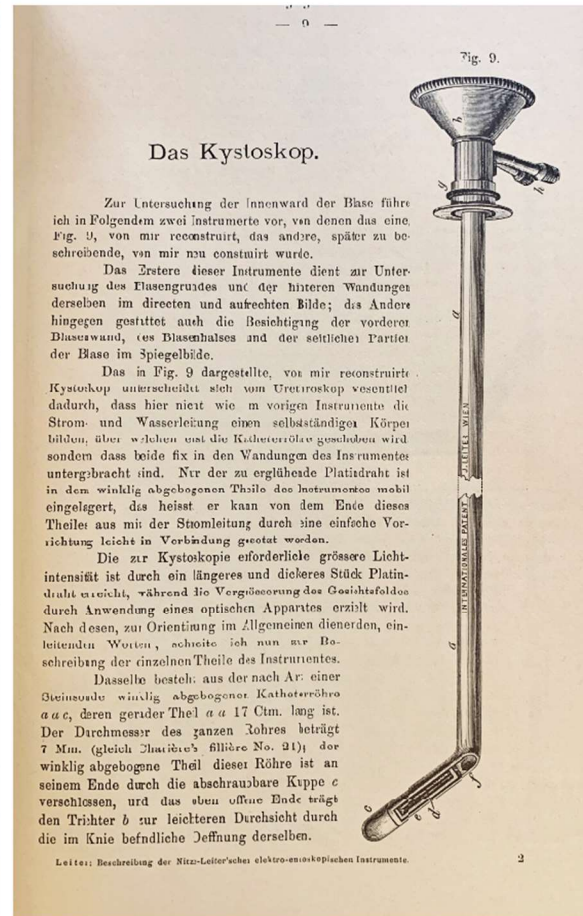
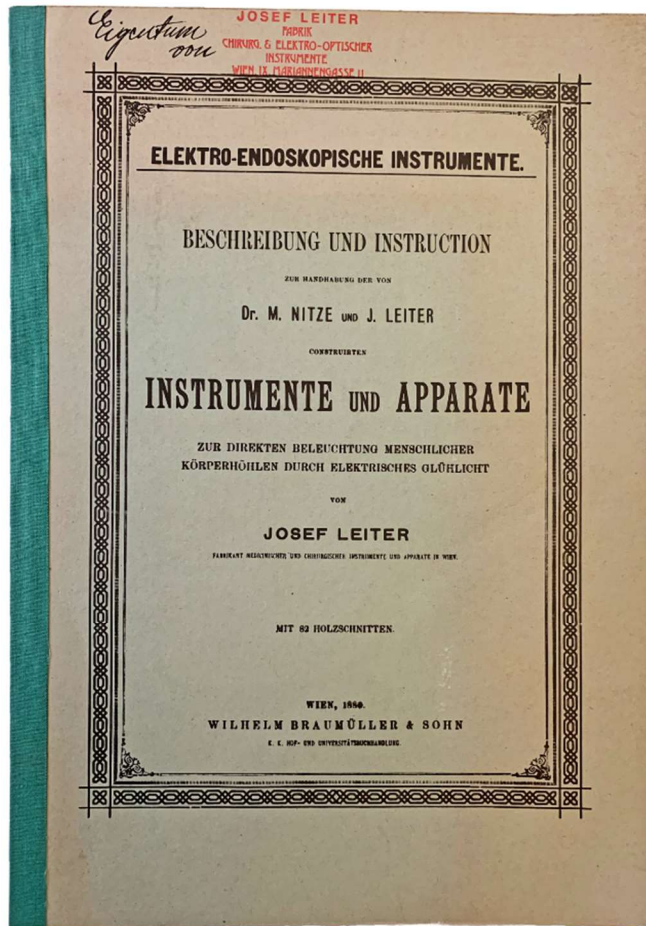
“A collection of classic descriptions of disease by 179 different writers, from ancient times to the present. Foreign papers are translated into English. A second edition of this most interesting and useful book appeared in 1939, the principal additions being on the subjects of malaria and yellow fever, and a third edition was published in 1945.” – Garrison and Morton 2241.



73. **MARGOTTA, Roberto.** *The Story of Medicine.* Edited by Paul Lewis. New York: Golden Press, (1968). ¶ 4to. 319 pp. Profusely illustrated (much in color), index. Cloth-backed boards, dust-jacket; jacket chipped. Very good. \$ 10



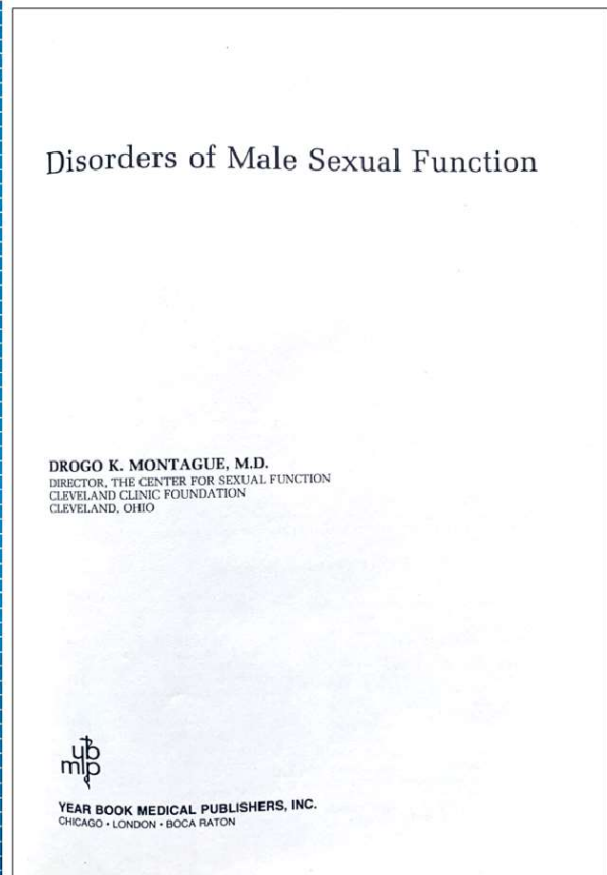

74. **McCREA, Lowrain E.** *Clinical Urology: Essentials of Diagnosis and Treatment*. Philadelphia. F. A. Davis, 1946. ¶ 8vo. x, 387 pp. 224 illustrations (7 in color), index; small tear to bottom edge of p. vii and, 3-6. Blue cloth, gilt-stamped spine title. Bookplate neatly removed. Very good. M10167 \$ 5



75. [Medical Instruments] NITZE, Max; Josef LEITER. *Elektro-Endoskopische Instrumente. Beschreibung und Instruction zur Handhabung der von Dr. M. Nitze und J. Leiter construirten Instrumente und Apparate zur direkten Beleuchtung menschlicher Körperhöhlen durch elektrisches Glühlicht*. Vienna: Wilhelm Braumüller & Sohn, 1880. [facsimile]. Stuttgart: Museum for Medical Endoscopy, Max Nitze e.V., [1986?]. ¶ 29 cm. 82 pp. Illustrated. Printed wrappers, green cloth spine. Fine.

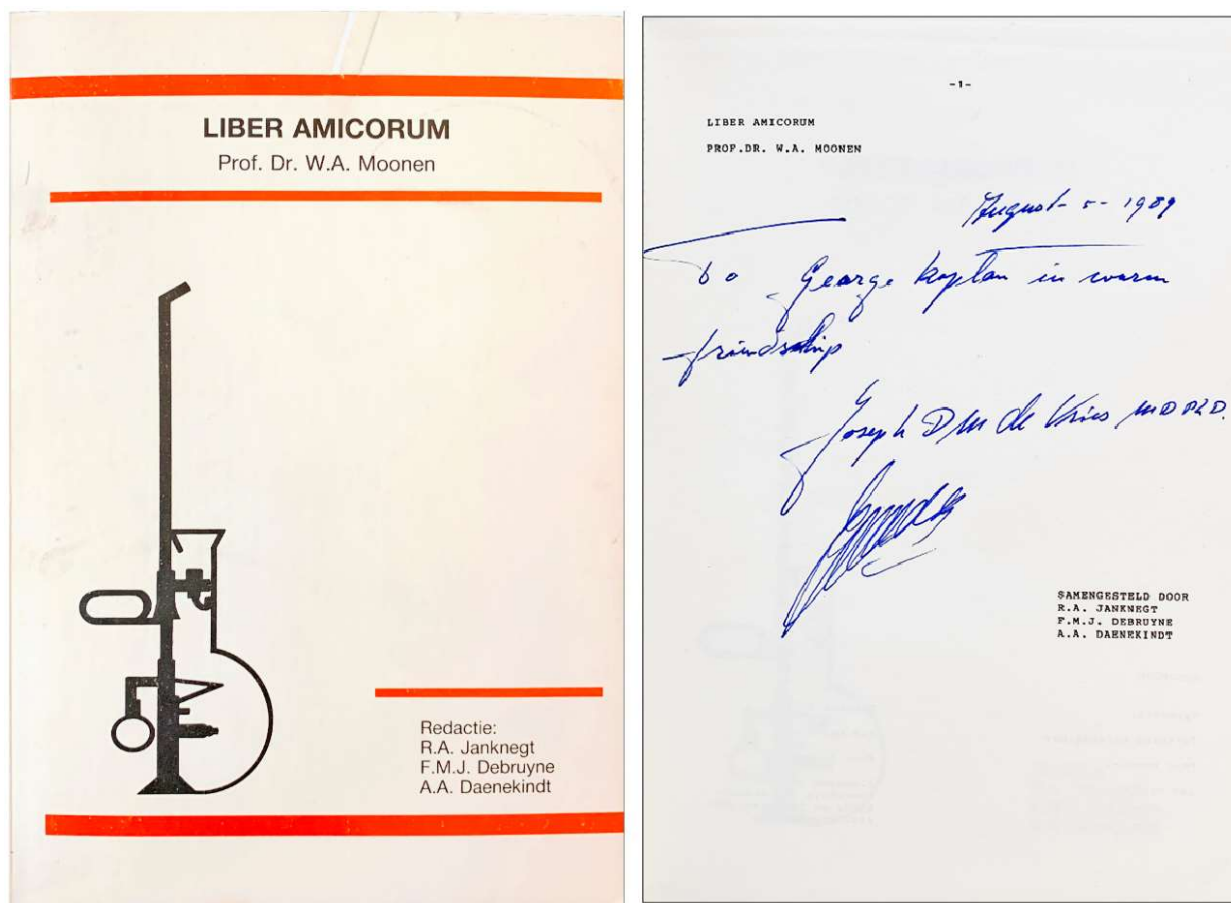
\$ 125

Relating to the early history of electrical urologic endoscopes. With preface by Otto Winkelmann and commentary on the monograph by Hans J. and Matthias A. Reuter.



76. **MONTAGUE, Drogo K.** *Disorders of male sexual function*. Chicago, etc.: Year Book Medical, (1988). ¶ 261 x 184 mm. 8vo. x, 264 pp. Numerous figs., tables, index. Boards. Fine. M7970

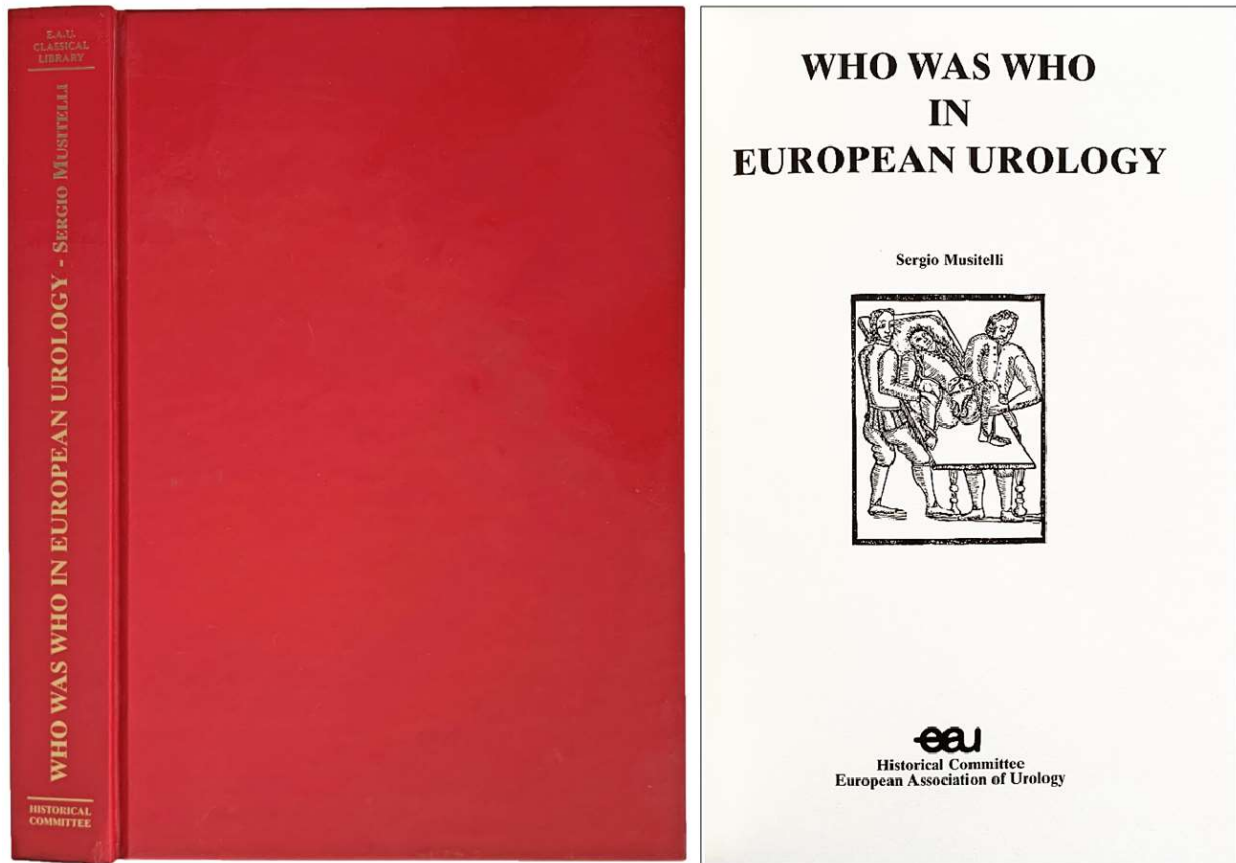
\$ 10



77. [MOONEN, Wim A. (1919-1997)] Rudi A. JANKNEG; F. M. J. DEBRUYNE; A. A. DAENEKINDT. *Liber Amicorum Prof. Dr. W. A. Moonen*. [S.l.: s.n.], [1985]. ¶ Small 8vo. 212 pp. Illustrated. Printed wrappers. Very good. INSCRIBED to George Kaplan from Joseph de Vries, MD. Rare.

\$ 45

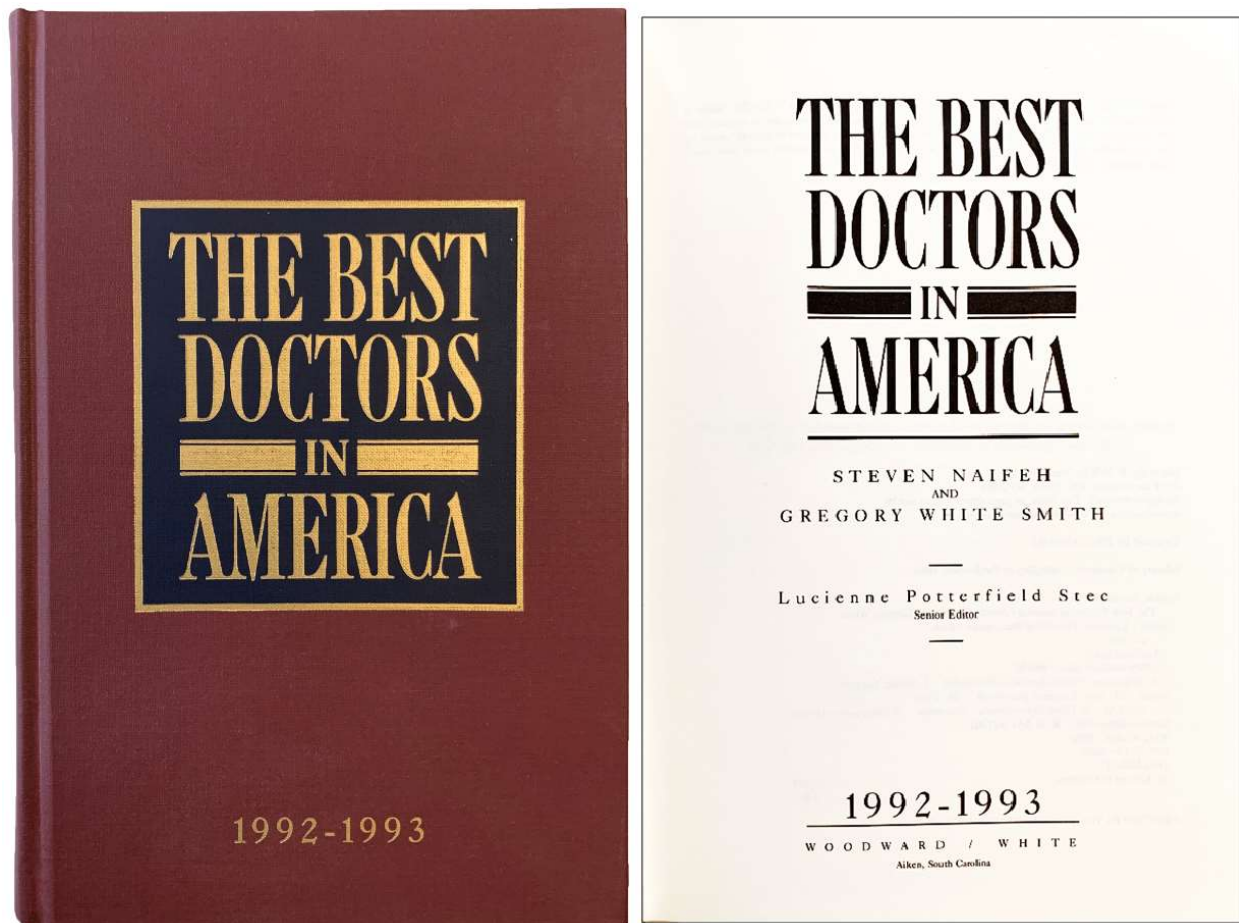
Moonen was a pioneering and prominent Dutch urologist, follower of Hieronymus Bosch, and raised Arabian horses, who “[built] up a perfectly organized and well-equipped practice. His clinic in Bossche became a top reference center for the Netherlands. Especially his activities in the field of the treatment of incontinence, which in those days also included the many vesicovaginal fistulas, brought him much fame. His knowledge of neurogenic bladder problems was further deepened by accepting a consultancy position for the rehabilitation center De Hoogstraat in Leersum. In January 1965 he was appointed extraordinary professor of urology at the Catholic University of Nijmegen. This made him the first professor of urology in the Netherlands.” “Moonen gained great fame for his articles on incontinentia urinae, urinederivations and vesicovaginal fistula. He was involved, often as first author, in more than 140 publications and lectures. He had 9 PhD students.” With an autograph letter from “Maria” laid in.



78. **MUSITELLI, Sergio.** *Who Was Who in European Urology.* Arnhem, The Netherlands: Historical Committee of the European Association of Urology, [2000]. ¶ 8vo. 324 pp. Illustrated. Red hardcover. Fine. Scarce. ISBN: 9080617911

\$ 45

A biographical celebration of famous and historical European pioneers in urology.



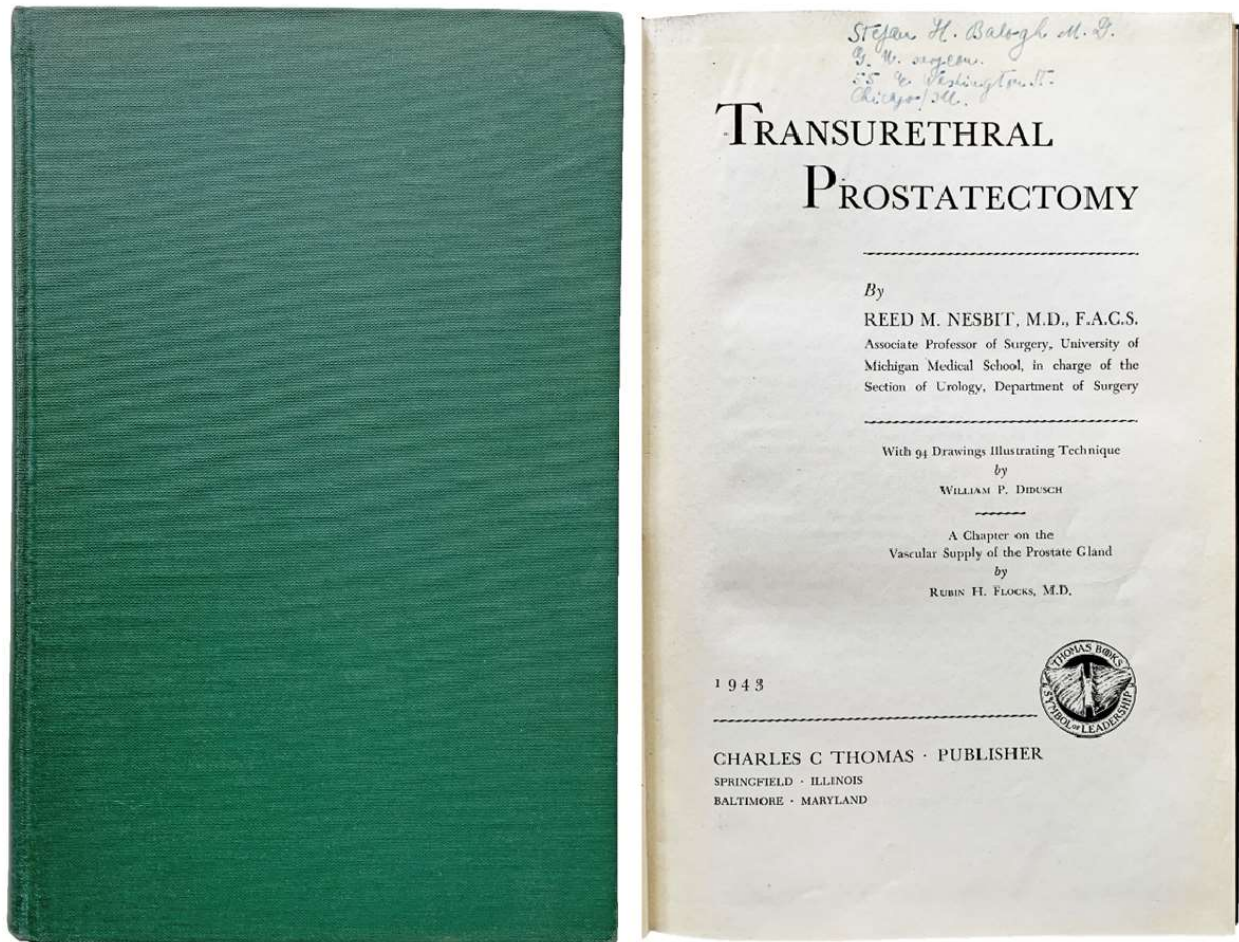
79. **NAIFEH, Steven; Gregory White SMITH.** *The Best Doctors in America 1992-1993.* Lucienne Potterfield Stee, senior editor. Aiken: Woodward / White, 1992. ♀ 8vo. xxvii, 721 pp. Marron gilt-stamped cloth. Fine. \$ 5



80. [NAPOLEON, Louis (1808-1873)]. ABESHOUSE, Benjamin Samuel (1901-1961). *A Medical history of Louis Napoleon*. Norwich, New York: Eaton Laboratories, 1964. ¶ 17 cm. [28] pp. Illus. Pictorial wrappers; back cover soiled. Very good.

\$ 6

Abeshouse was a urologist and a prolific writer. He was a Diplomate of the American Board of Urology.



81. **NESBIT, Reed Miller** (1898-1979). *Transurethral Prostatectomy*. Springfield, Ill., Baltimore, Md.: Charles C. Thomas, 1943. ¶ 8vo. xii, 192 pp. 62 figs., index. Original dark green gilt-stamped cloth. Inscribed by former owner Stefan H. Balogh, M.D., Chicago, 1943. Very good.

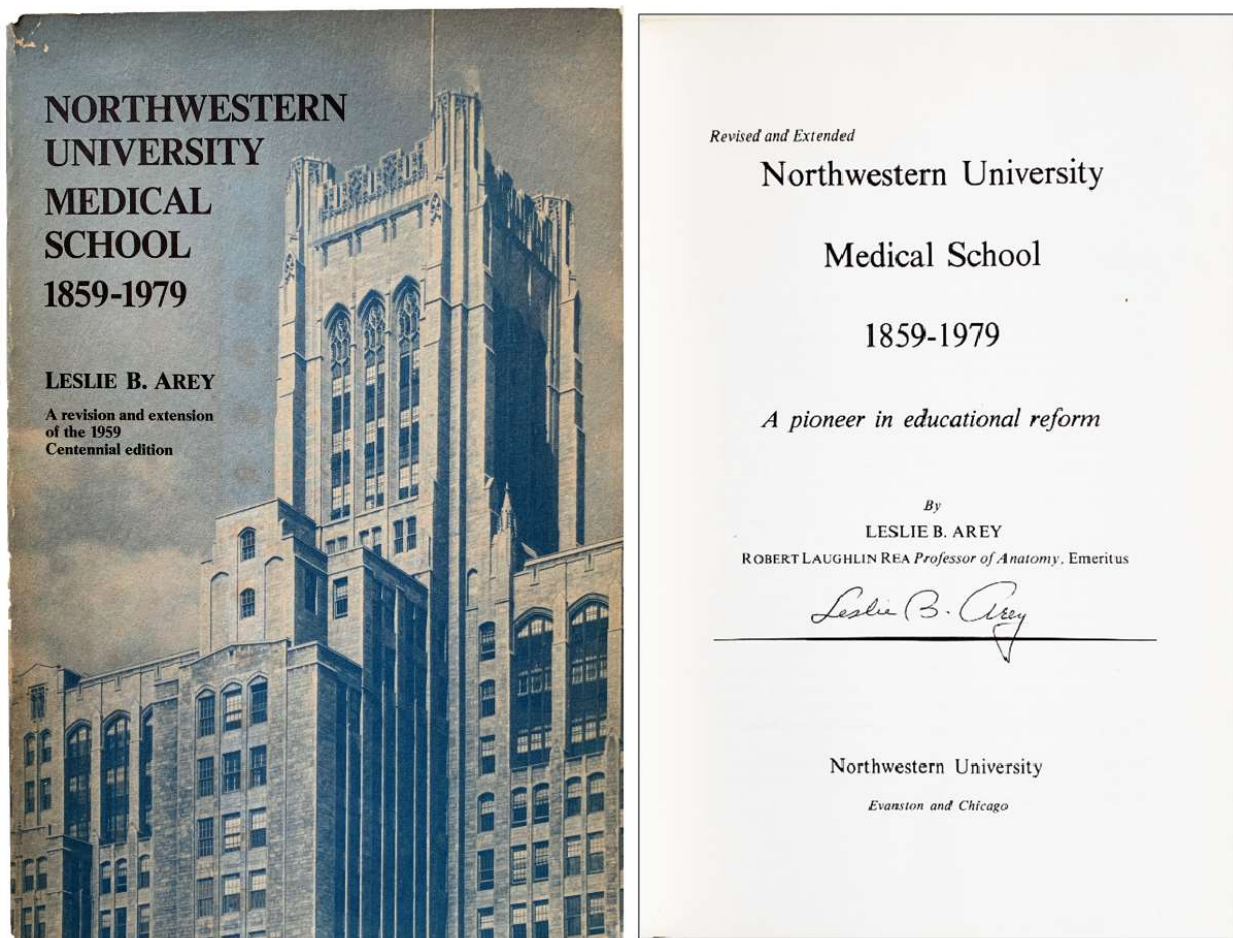
\$ 25

First edition. With 94 drawings illustrating technique by William P. Didusch. A chapter on the vascular supply of the prostate gland, by Rubin H. Flocks. "Written for the purpose of presenting a detailed description of the techniques and methods employed at the University of Michigan hospital in the management of prostatism by transurethral resection." [author].

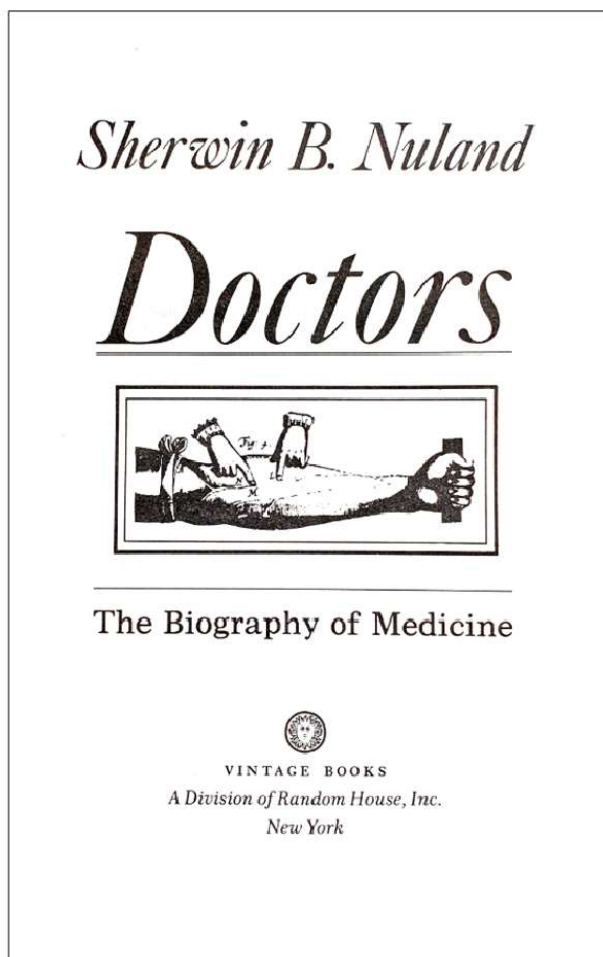
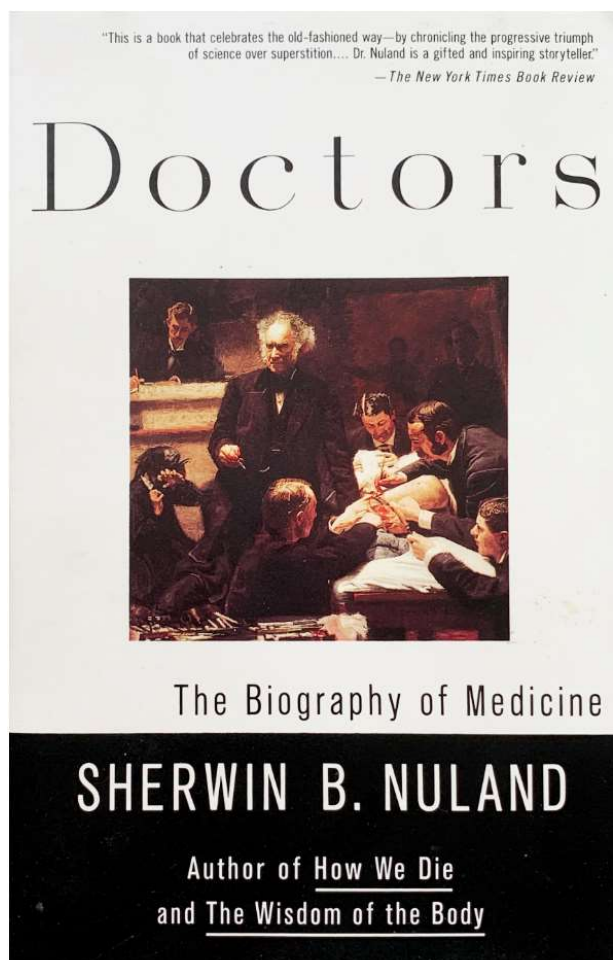
Reed Miller Nesbit was an American urologist, surgeon, and professor. He was from 1930 to 1967 Head of the Urology Section of the Department of Surgery at the University of Michigan Medical School, Ann Arbor. Nesbit was a pioneer of transurethral resection of the prostate, the subject of this book. [Wikip.] "Nesbit has

made his name synonymous with transurethral prostate resection and attained eminence by popularizing his technique, although his lifetime achievements and contributions reach many aspects of genitourinary surgery and pediatric urology.” – Filippos Kapogiannis, Konstantinos Fasoulakis, Charalampos Fragkoulis, ... “Reed Miller Nesbit: Broadening the Horizon of Genitourinary Surgery.” SAGE, Sept. 4, 2020. Nesbit became President of the American College of Surgeons in 1967, the first urologist to hold that position.

Kiefer 834.



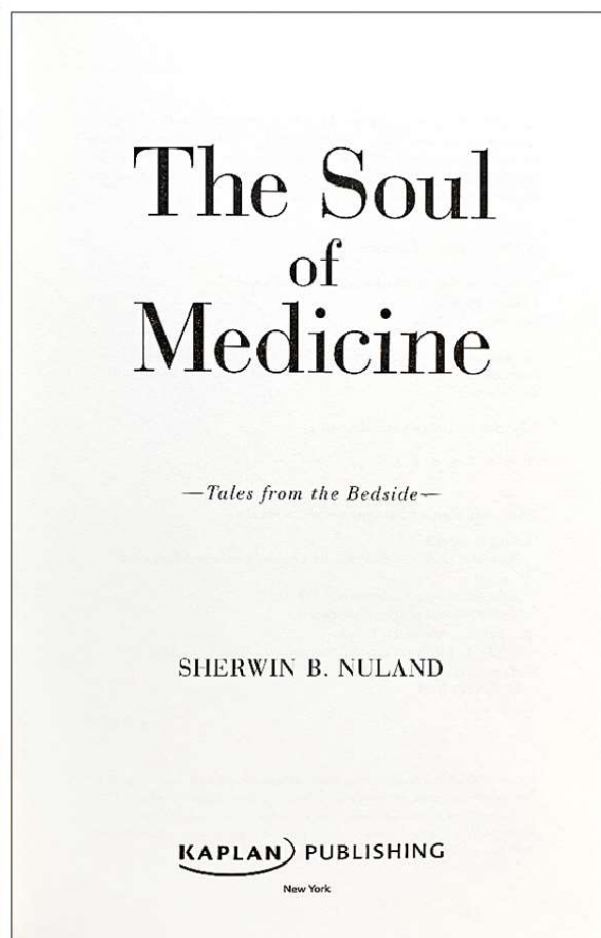
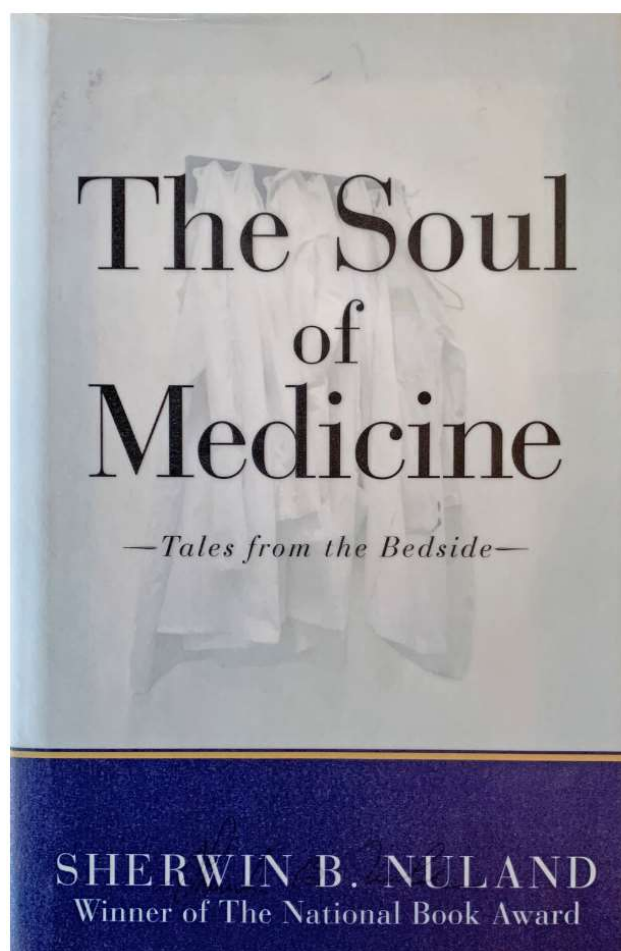
82. [Northwestern University Medical School] Leslie B. AREY. *Northwestern University Medical School 1859-1979; A pioneer in educational reform*. Evanston and Chicago: Northwestern University, 1979. ¶ Revised and extended edition. 8vo. xix, 568 pp. Illus., index. Printed wrappers; small split at upper corner. SIGNED BY THE AUTHOR. Very good. \$ 35



83. **NULAND, Sherwin B.** (1930-2014). *Doctors; the biography of medicine*. New York: Random House, 1988. ¶ 8vo. xxi, 519 pp. Figs., index. Printed wrappers. Very good. ISBN 10: 0679760091

\$ 9

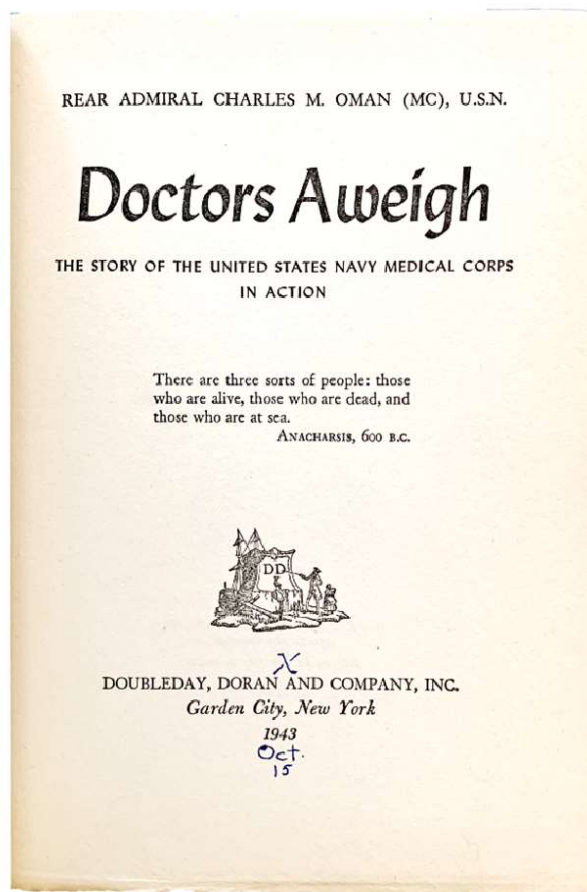
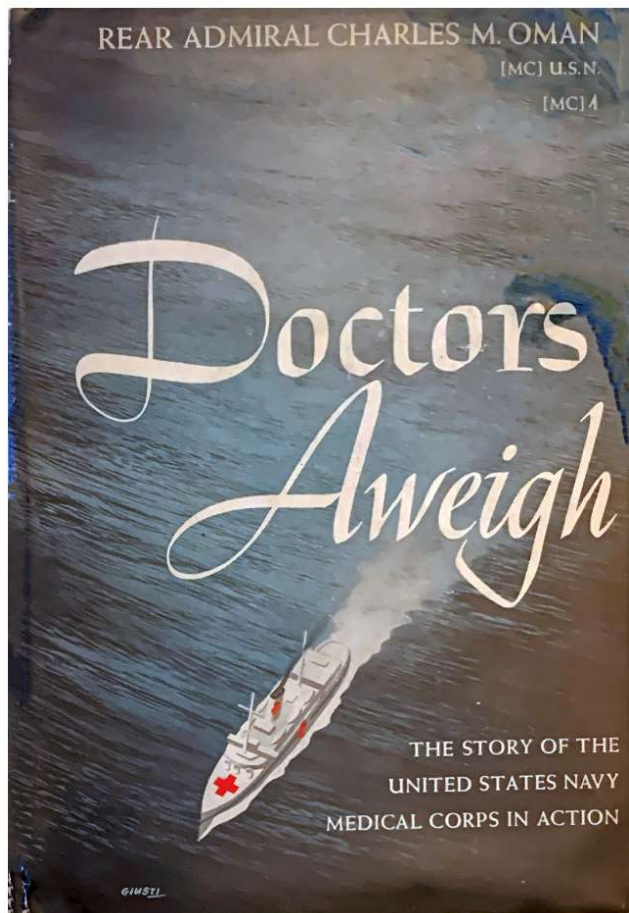
Expanded biographies from some of the most illustrious of medical figures: Hippocrates, Galen, Vesalius, Harvey, Morgagni, John Hunter, Laennec, Semmelweis, general anesthesia, Virchow, Lister, Halsted, Helen Taussig, transplantation.



84. **NULAND, Sherwin B.** (1930-2014). *The Soul of medicine; tales from the bedside*. New York: Kaplan, 2009. ¶ Small 8vo. xi, 214 pp. Hardcover, dust-jacket. Very good. ISBN: 9781607140559

\$ 10

This is the “Canterbury Tales” of physicians, but not so bawdy. Still, an important contribution to medical biography. Nuland “taught bioethics, history of medicine, and medicine at the Yale School of Medicine, and occasionally bioethics and history of medicine at Yale College.” [Wikip.]. “Dr. Nuland’s books include “Doctors: The Biography of Medicine” (1988), “The Wisdom of the Body” (1997), “The Doctors’ Plague” (2003) and “The Uncertain Art” (2008). He was a contributing editor to *The American Scholar* and *The New Republic*. “How We Die,” which won the National Book Award for nonfiction in 1994.” [Denise Gellene, *New York Times*, March 4, 2014].

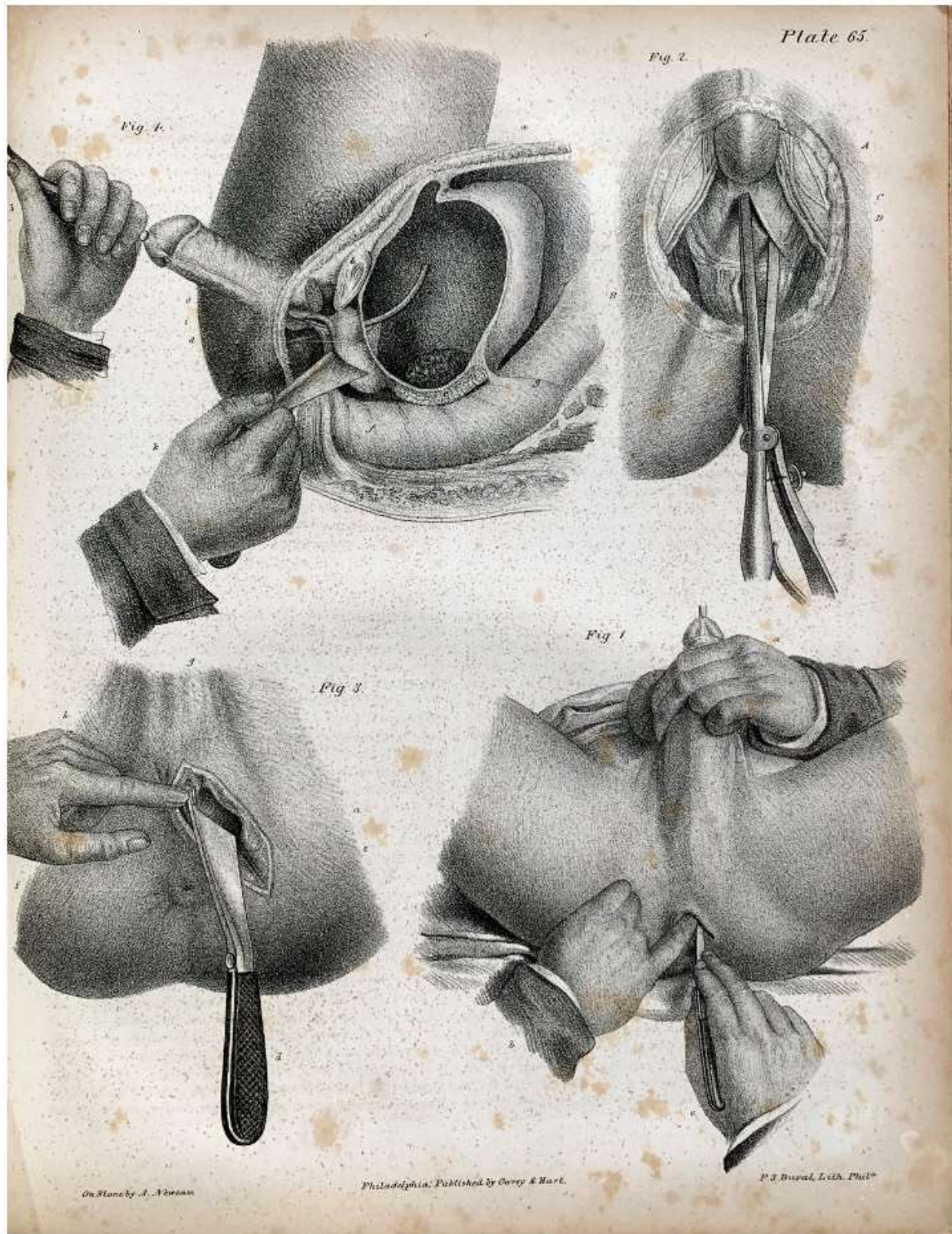


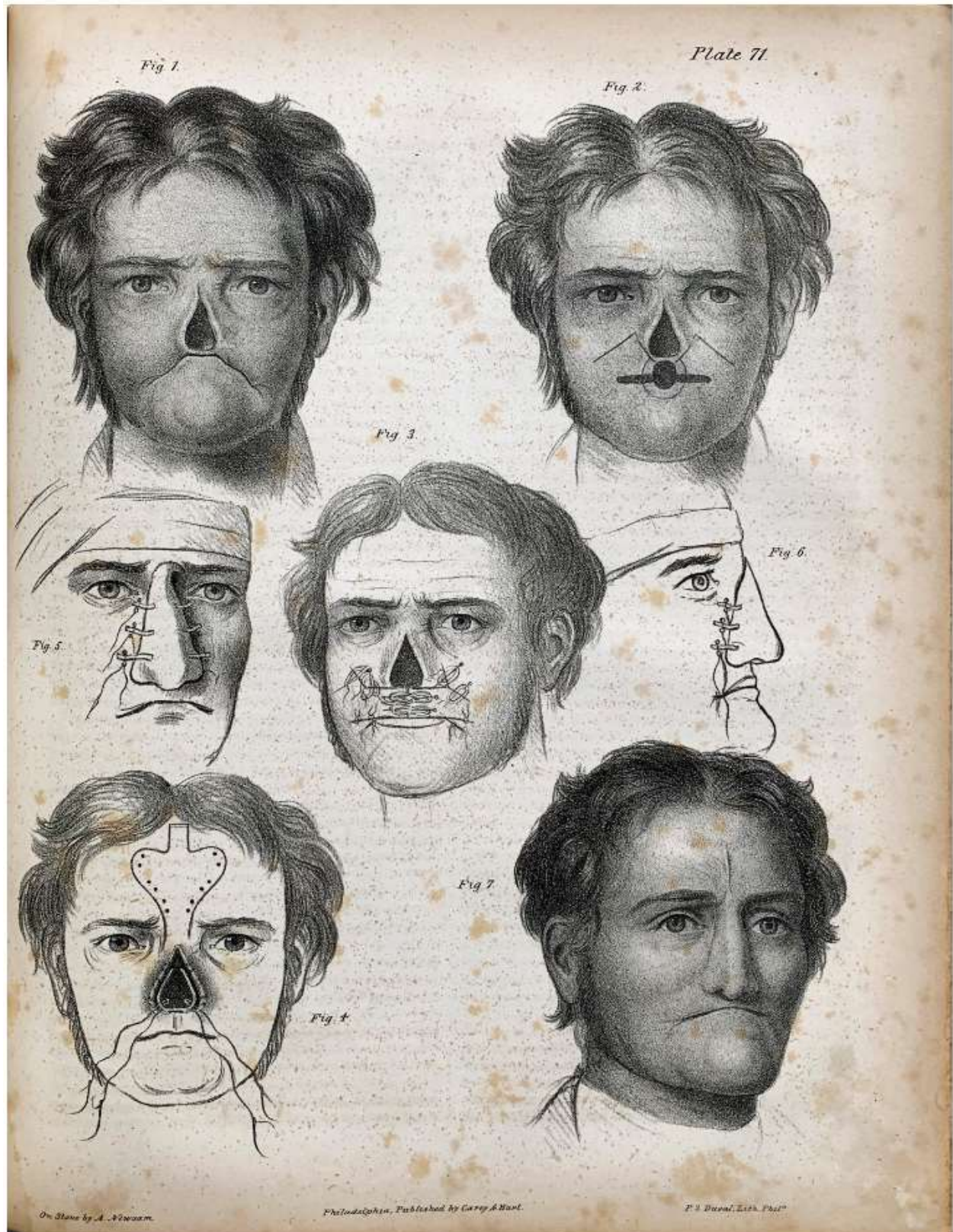
85. **OMAN, Charles Malden** (1878-1948). *Doctors Aweigh: the story of the United States Navy Medical Corps in action*. Garden City, N.Y.: Doubleday, Doran and Co., 1943. ¶ 8vo. xvii, 231 pp. Plates; p. ix lower corner torn. Cloth, dust-jacket; jacket chipped. Bookplate. Good +.

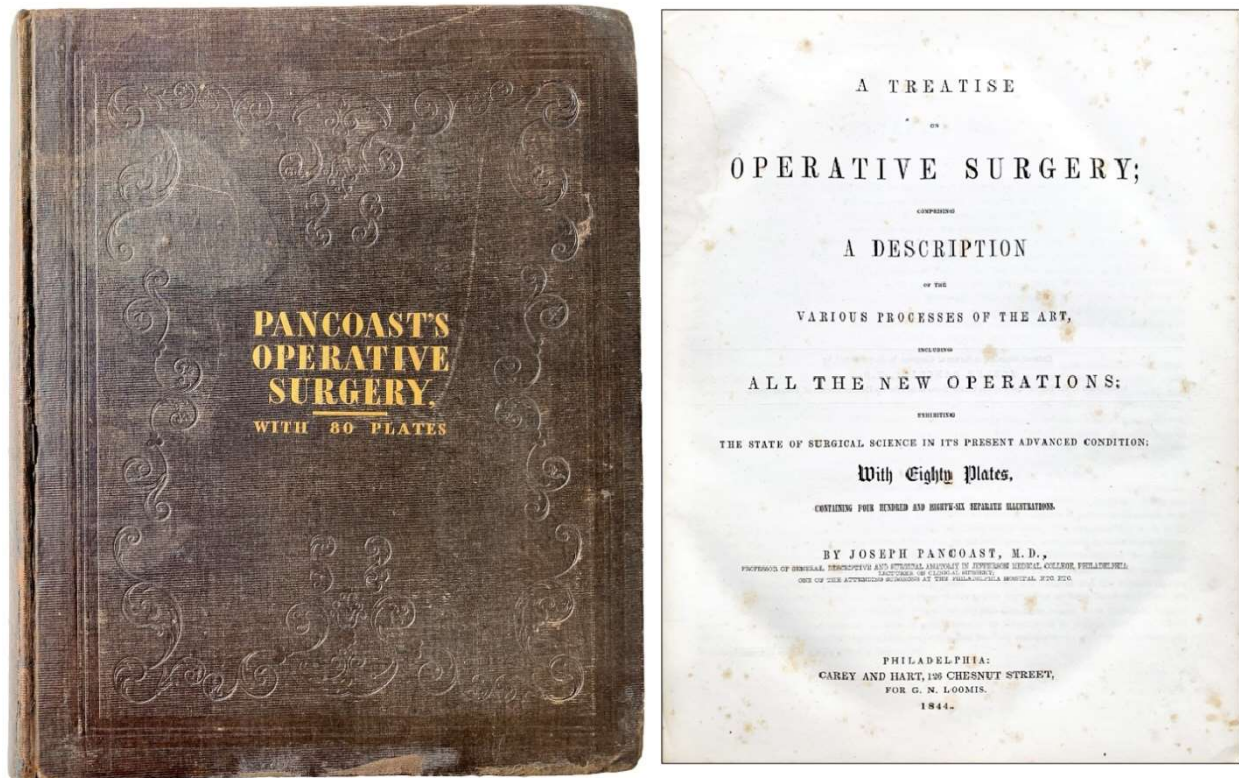
\$ 20

Rear Admiral Charles M. Oman (MC), U.S.N., being his personal account of naval medical care given to the men at service in the US Navy, including at Pearl Harbor.

PANCOAST [86] →







The Finest Illustrated American Surgical Treatise

86. **PANCOAST, Joseph** (1805-1882). *A treatise on operative surgery; comprising a description of the various processes of the art, including all the new operations; exhibiting the state of surgical science in its present advanced condition.* Philadelphia: Carey and Hart for G. N. Loomis, 1844. ¶ 4to. [vi], 380, [4], [4] pp. 80 leaves of lithographic plates, prospectus for F. J. Moreau, 2 sets of ads. (bound in front & back); small dampstain effecting first leaves (through p. 12), uniformly foxed throughout. Original full publisher's gilt-stamped blind-embossed dark brown cloth; rebaked with original spine mounted thereon, corners tidied with kozo. Early ownership signatures (front & back) of P. J. Chapin [Clinger?]. Very good.

\$ 2,850

First edition. The plates are graphically depicted and with new and bold views of operation techniques for surgery and amputation. Many surgical instruments are shown in the plates. The plates are lithographed by several artisans including Severin Cichowski, James F. Queen, P. C. Hollis, Albert Newsam, and others and printed Peter S. Duval (ca.1804/5-1886), Lithographers, Philadelphia. Duval is regarded as the

leading lithographic printer of his time. – Sarah J. Weatherwax, "Peter S. Duval, Philadelphia's Leading Lithographer," [within Piola, p. 97].

"Pancoast's Treatise is one of the most remarkable nineteenth-century American surgical textbooks. It went through two more editions in 1846 and 1852, and sold a total of 4,000 copies within nine years. [Norman, 2:458, states 2,000 copies made up the first edition]. With eighty quarto plates comprising 486 separate illustrations, the book's most distinguishing characteristics are the wonderfully executed lithographs, including some after Nicolas Jacob (1782-1871). The plates are exceedingly graphic, so much so that numbers 69 and 70 were often removed by religious purists because of their depiction of the female genitalia. A few copies of all three editions were issued with hand-colored plates. The colored plates were printed on thicker and finer paper and do not usually exhibit the foxing so often present on the plates of the regular edition." [Rutkow].

"Born in nearby New Jersey, Pancoast spent his entire professional career in Philadelphia. He received his medical degree from the University of Pennsylvania and served as physician and visiting surgeon to the Philadelphia Hospital and Pennsylvania Hospital. He became professor of surgery, and later anatomy, at Jefferson Medical College in 1838, where he remained until his retirement in 1874. Pancoast was recognized as one of the leading surgeons of his day and was known as a skillful operator, an accomplished medical writer, and a popular teacher of surgical anatomy. He was noted for his ability in plastic and reconstructive surgery and was one of the first American surgeons to devise an operation for exstrophy of bladder which employed plastic abdominal flaps. Other successes include thoracentesis for empyema, reconstruction of the eyebrow, excision of soft and mixed cataracts, tenotomy for strabismus, and a neurosurgical procedure for sectioning the fifth cranial nerve to relieve tic douloureux. He contributed regularly to the leading medical journals and was responsible for three editions of Wistar's System of anatomy (see No. 1175) as well as four editions of Quain's A series of anatomical drawings (see No. 1550). The present work is his major medical monograph and went through three editions, the last in 1852. It was, according to the Advertisement, "a work that shall represent, so far as its limits will allow, the operative surgery of the day." It succeeded admirably and was an unsurpassed resource for the student and practicing surgeon, because Pancoast went to great effort to insure that the plates and text would be as

instructive as possible. The section on plastic surgery was one of the most extensive, detailed, and important of the period. The eighty lithographic plates are well-executed and provide graphic and accurate depictions of the operations described in the text."


Heirs of Hippocrates 1677.

"In looking back upon the career of Dr. Pancoast, one cannot fail to be strongly impressed with the belief that he was a great surgeon, pre-eminently an operative surgeon. The fame of his skill was national, indeed, almost world-wide. His operations were characterized by boldness of conception and by a consummate brilliancy of execution, based upon a real, thorough anatomical knowledge. This knowledge was in him peculiar, and of a broad type. It was not merely the anatomy, the topography, the pathology, and the surgery of the books, but it was all these combined and made applicable for useful purposes. His information was, as it were, at his finger's ends, always capable of immediate and practical application. It thus happened that although he was a bold operator, and one who did not fear to take what might seem perilous chances, yet in reality he was a most careful operator, self-reliant and confident in his own ability, always sparing the blood and husbanding the resources of his patient. . . . / Another marked trait of Dr. Pancoast, one for which we think he did not always receive due credit, was the great care he expended upon the examination of his patient before operation. He would see him over and over again, ply him with questions, examine him, study him minutely, until he had made himself master of the individual and had detected his idiosyncrasies . . ." [Obituary, *Medical News*, March 18, 1882, pp. 311-2].

PROVENANCE: P. J. Chapin[?] [ca.1844] -- J. Norman [c.1974/75] – George Kaplan, MD, San Diego (urologist) – Jeff Weber.

□ Cushing P38; Garrison and Morton 5598; Reynolds 3230; Rutkow, *History of Surgery in the United States 1775-1900*, GS22; Waller 7083. Not in Zeiss.

See: Erika Piola, *Philadelphia on Stone: commercial lithography in Philadelphia, 1828-1878*. Pennsylvania State University Press, in association with the Library Company of Philadelphia, 2012.



Inscribed by the Author

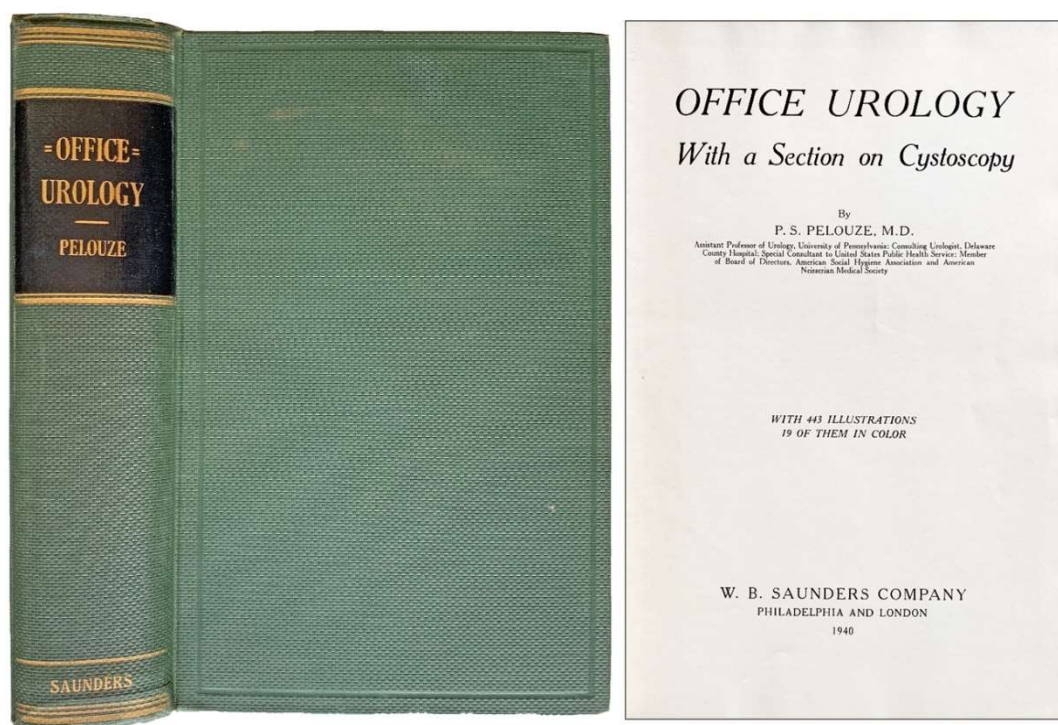
87. **PELOUZE, Percy Starr** (b. 1876). *Gonorrhea in the male and female; a book for practitioners*. Philadelphia and London: W. B. Saunders, 1934. ¶ 8vo. 440 pp. 92 figs. (including a few color plates), index. Blind-stamped dark green cloth, gilt spine; lightly rubbed. INSCRIBED BY THE AUTHOR on front free end-paper. Very good. M8568

\$ 25

SECOND EDITION, revised and reprinted. A simple presentation from the point of view of the practitioner. Percy Pelouze was assistant professor of urology at the University of Pennsylvania.

With kind regards from
your friend
P. S. Pelouze

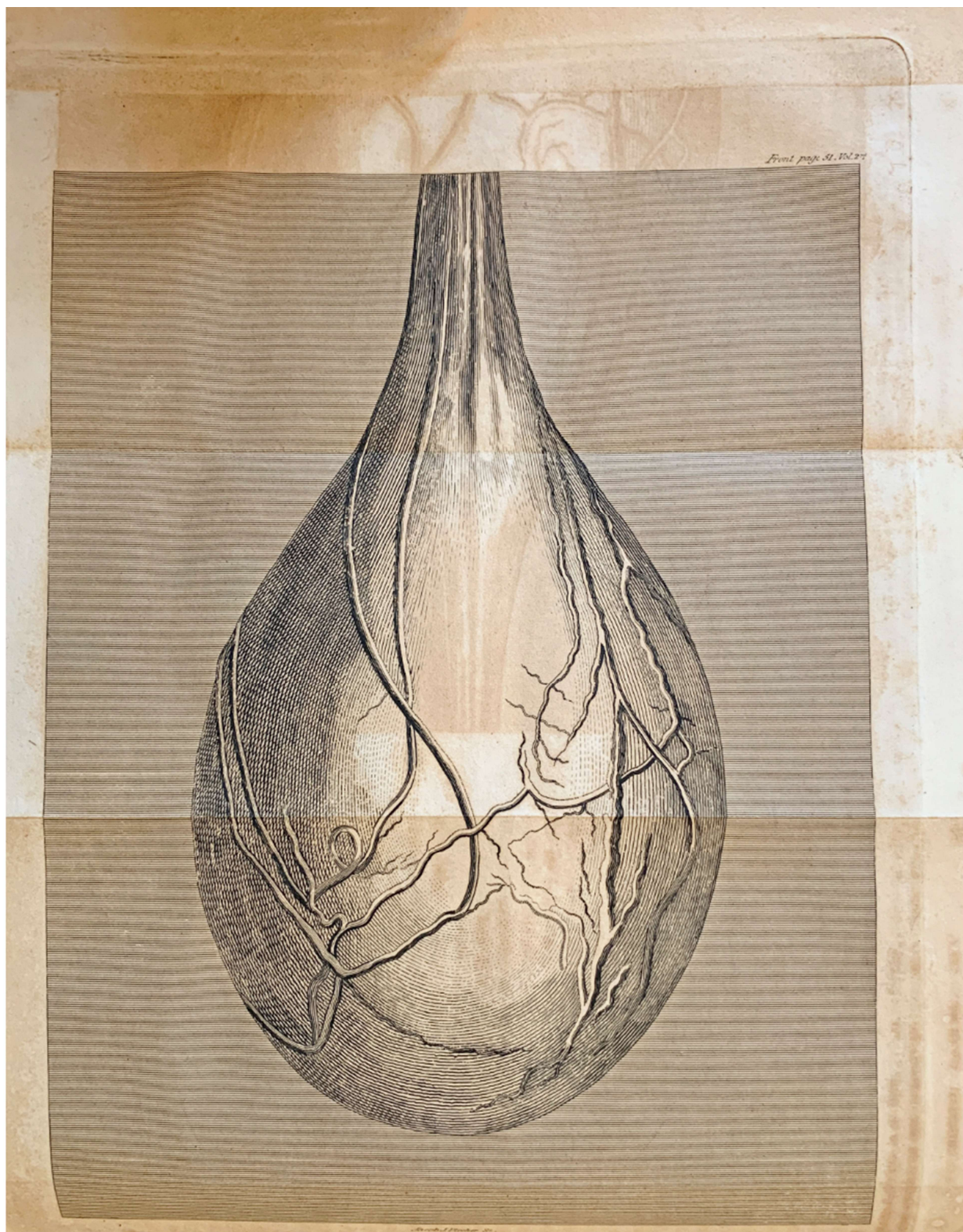
[87] PELOUZE




88. **PELOUZE, Percy Starr** (b. 1876). *Office urology with a section of cystoscopy*. Philadelphia & London: W. B. Saunders, 1940. ¶ 252 x 174 mm. 8vo. xi, 766 pp. 443 figs. (19 color), index. Blind- and gilt-stamped green cloth. Very good. M2004

\$ 15

FIRST EDITION. Considers various topics in urology from office arrangement to diagnostic and nonsurgical procedures to diseases. The last chapter is devoted exclusively to cystoscopy and roengentgenography. Pelouse was Assistant Professor of Urology at the University of Pennsylvania, Consulting Urologist at the Delaware County Hospital, and Special Consultant to the United States Public Health Service.





89. **POTT, Percivall** (1714-1788); **Sir James EARLE** (1755-1817). *The Chirurgical Works of Percivall Pott ... with his las corrections. Two which are added, a short account of the life of the author, a method of curing the hydrocele by injections, and occasional notes and observations. By Sir James Earle.* Philadelphia: James Webster, 1819. ¶ 2 volumes. 8vo. [iv], xxvii, [3], [31]-437, [1]; [iv], 433, [1] pp. 15 engraved plates (2 folding), 1 fig. (p. 340), index; spotting, soiling. Modern marbled boards, dark brown gilt-stamped spine label. Ownership signature of H. [Henry] Van Derveer (1791-1874) [see vols. I, p. xxi, + II, p. 21]; "Presented to A. L. Stillman by Miss. Rebecca Vanderveer, 1921. Very good.

\$ 450

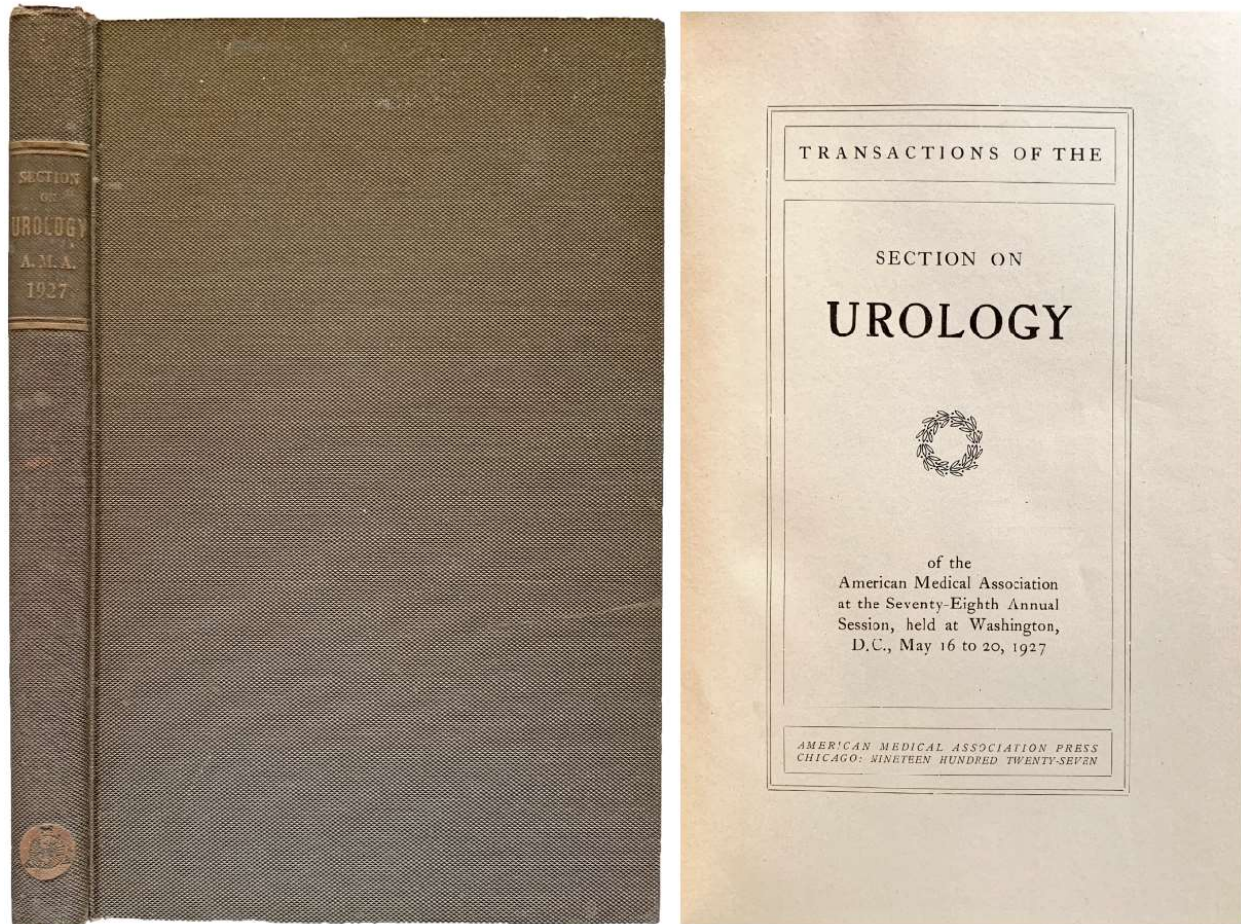
First American edition. In urology Pott had written of the chimney sweeps' cancer of the scrotum. James Earle was Pott's son-in-law.

Plates: I: 112, 235, 247, 264 [2], 305 [f]; II: 51 [f], 106, 340 [fig.], 412 [1-2-3-4-5-6, [7]].

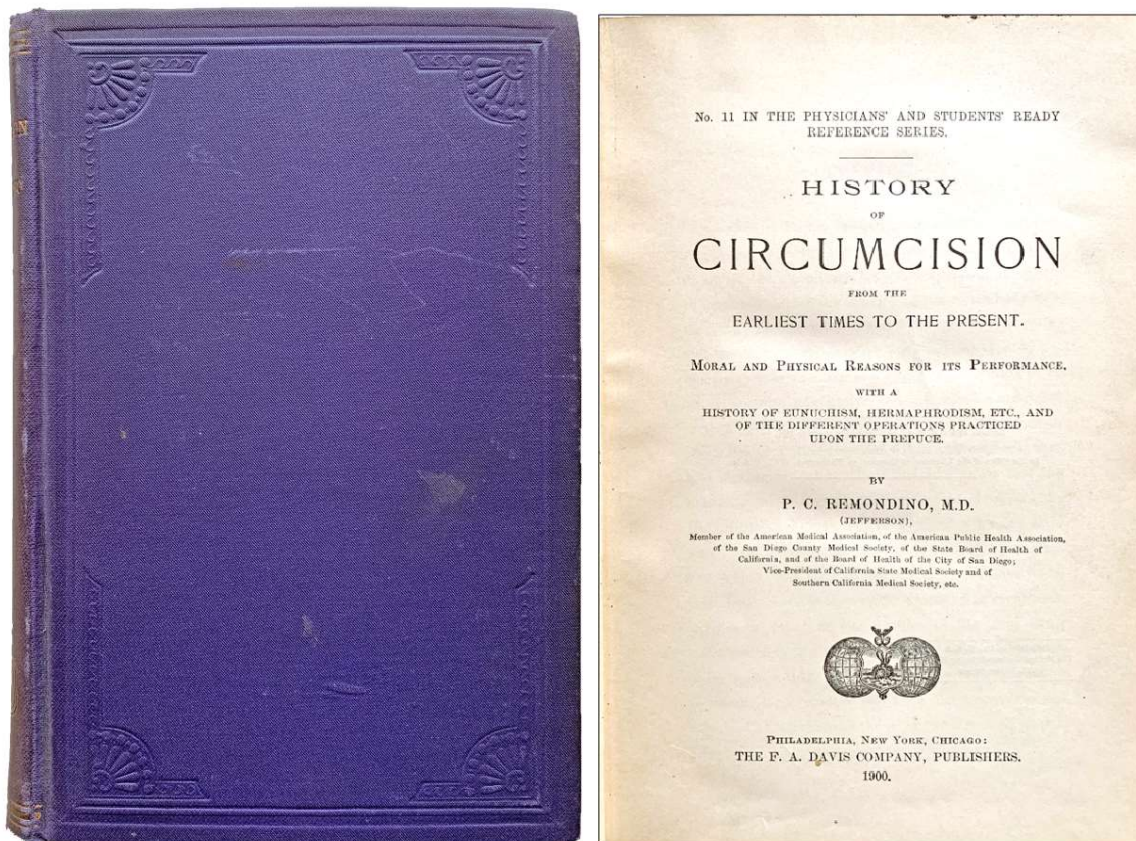
"Percivall Pott was a physician in England during the eighteenth century who identified soot as the cause of chimney sweeps' scrotal cancer, later called testicular cancer. In the 1770s, Pott observed that scrotal cancer commonly afflicted chimney sweeps, the young boys sent up into chimneys to clean away the soot left over from fires, and he hypothesized that the soot inside chimneys might cause that type of cancer. Pott was one of the first doctors to identify some environmental factor as causing cancer. Pott's research helped chimney sweeps to prevent scrotal cancer by using protective

clothing, and it also allowed for future research on environmental causes of cancers... Pott hypothesized the sores originated from an environmental factor, the soot in chimneys, and he advocated for a different and more effective treatment. To prevent the sores from spreading to the testicles and abdomen, Pott advised immediate removal of the part of the scrotum affected by the sore. Pott suggested removing the scrotal tissue at the first indication of a sore because if the cancer spread to the testes not even castration halted the spread of the cancer. Pott noted that the cause of scrotal cancer was the way soot lodged in scrotum's folds of skin.” – Abboud, Carolina.

Abboud, Carolina, "Percivall Pott (1714-1788)". Embryo Project Encyclopedia (2017-05-31)



90. **QUINBY, William C.** *Plastic Surgery of the Renal Pelvis. Incorporates pp. 38-46. within: [American Medical Association] Transactions of the Section on Urology of the American Medical Association at the Seventy-Eighth Annual Session, held at Washington, D. C., May 16 to 20, 1927.* Chicago: American Medical Association, 1927. ¶ 8vo. Numerous figs., index. Gilt-stamped dark brown cloth. Ex Libris of Willard E. Goodwin, M. D. Very good. M7561 \$ 25




91. **REMONDINO, Peter Charles** (1846-1926). *History of Circumcision from the earliest times to the present: moral and physical reasons for its performance, with a history of eunuchism, hermaphrodisism, etc., and of the different operations practiced upon the prepuce*. Philadelphia & New York & Chicago: F. A. Davis, 1900. ¶ Series: *Physicians' and students' ready reference series*, no. 11. Small 8vo. x, 346 pp. Original purple blind- and gilt-stamped cloth. Bookplate of Victor Robinson (1941). Very good copy.

\$ 45

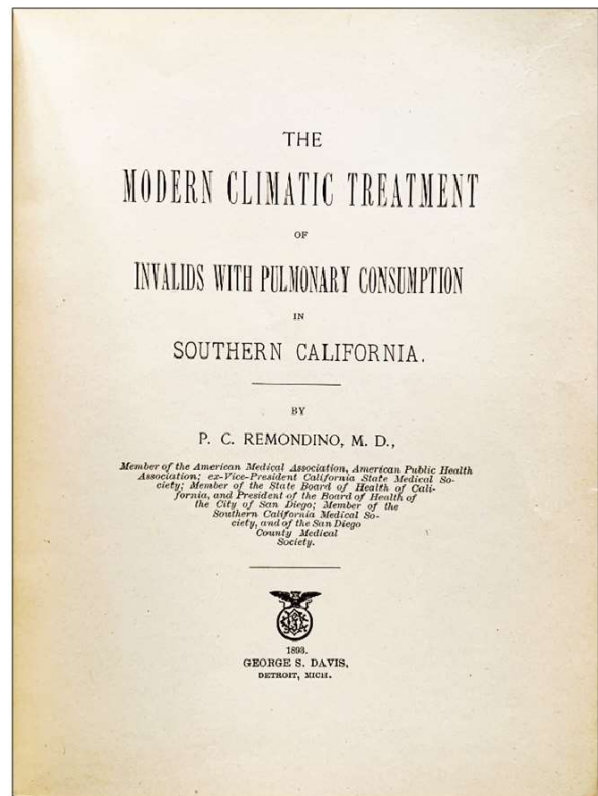
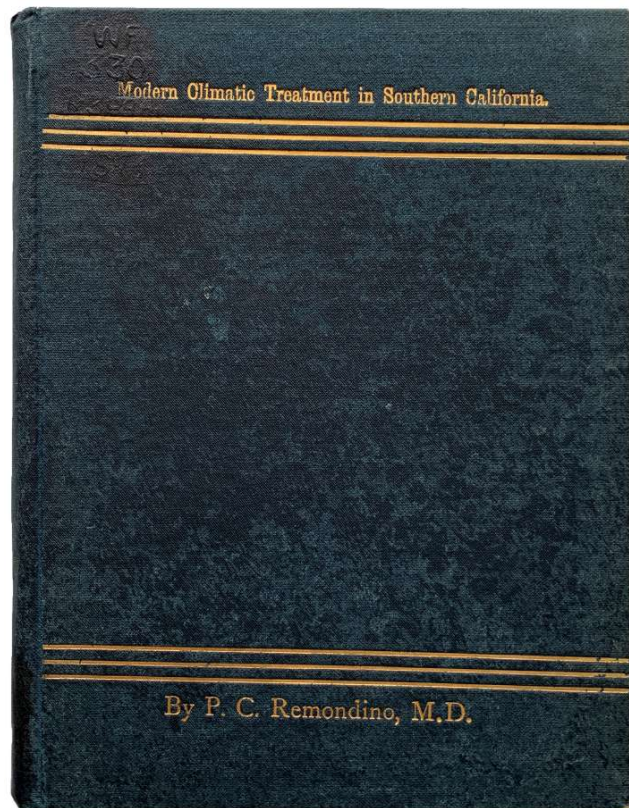
First printed in 1891. Remondino was the first president of the San Diego Board of Health, and co-founder of San Diego's first private hospital. [Wikip.].

Remondino "has written a number of books which have enjoyed a large circulation among them being a work entitled A History of Circumcision, The Mediterranean Shores of America, and The Modern Climatological Treatment of Consumption. He is now engaged, in writ-ing among other projected works a history of medicine which will make several volumes, a History of the Portable Arms of the U. S. Army and Navy, which will be illustrated by photogravures of over two hundred specimens in the doctor's arms collections, A History of Medical Education and A History of the Celtic Language and Some of Its People, and An Illustrated History of the Life of Mary Magdalene which will be illustrated with photogravures of over six hundred paintings and statuary of his subject, a number of which are in the doctor's collection of paintings and statuary gleaned from the galleries of Europe." – San Diego History Center.

PROVENANCE: Victor Robinson (1886-1947), physician and medical historian, journalist. He was also a medical book collector.



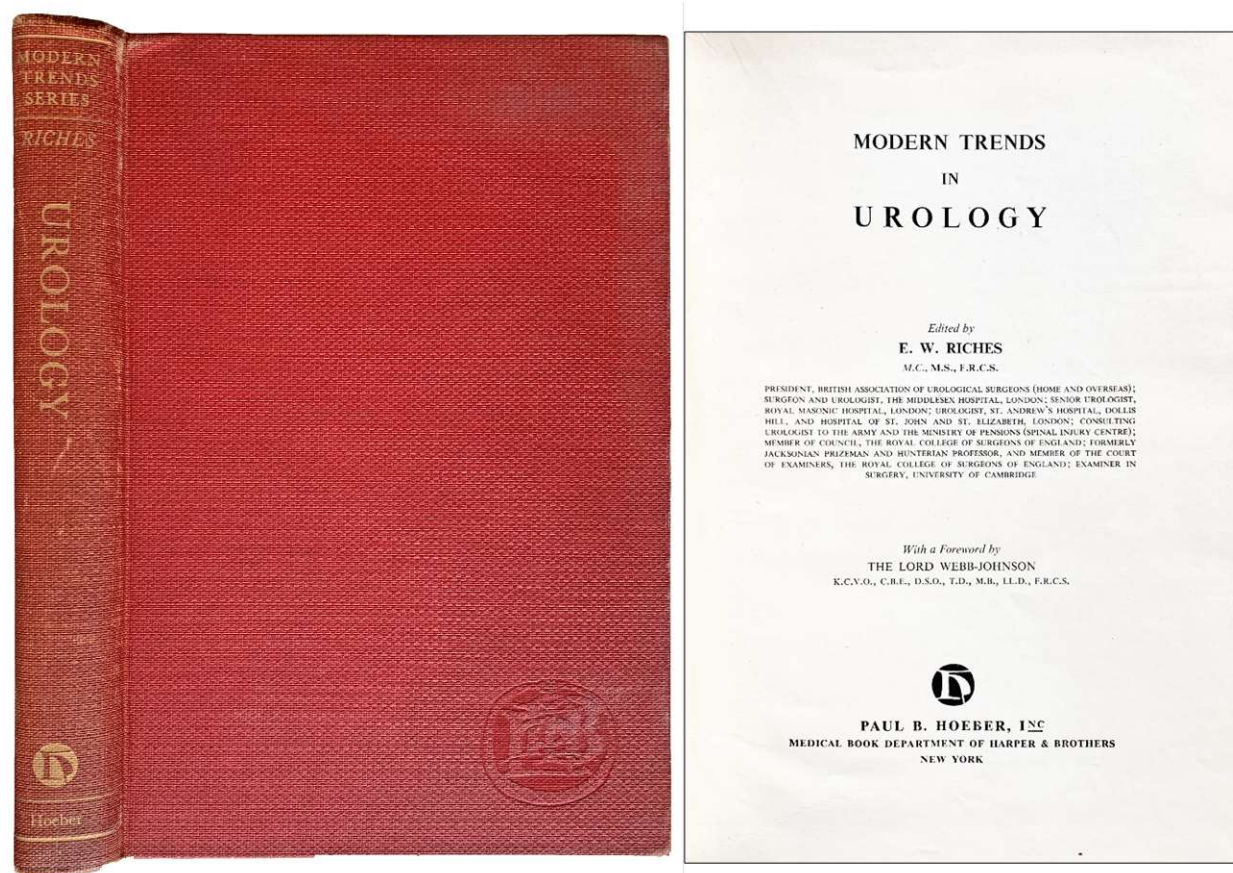
[92]



92. **REMONDINO, Peter Charles** (1846-1926). *The Modern Climatic Treatment of invalids with pulmonary consumption in southern California*. Detroit: George S. Davis, 1893. ¶ Small 8vo. xi, 126, [8] pp. Chromolithographic frontispiece of San Diego from Point Loma. Original black gilt-stamped cloth; call number on upper cover obscured, cellophane applied to endleaf gutters. Bookplate of the San Diego Medical Society Library (withdrawn to) Historical Society of San Diego County Medical Society (withdrawn 1970). Very good. Scarce.

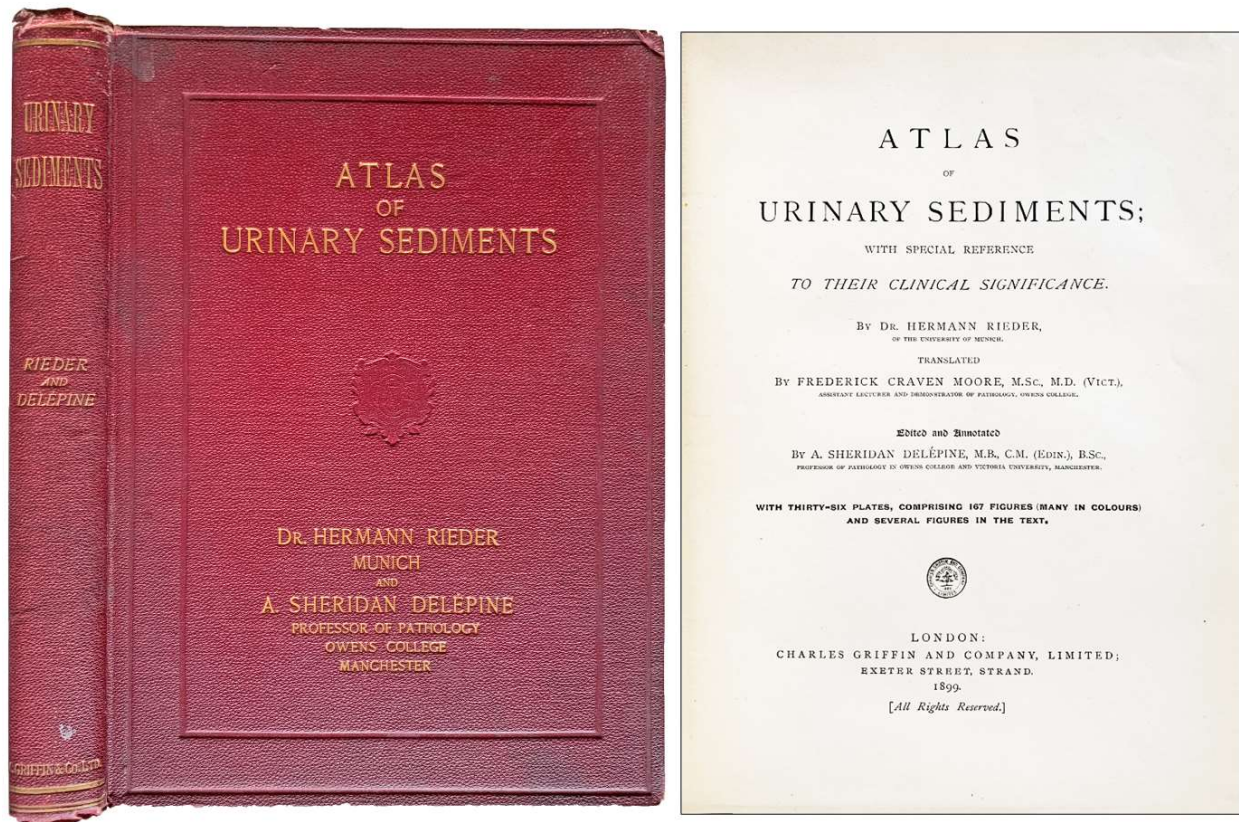
\$ 140

First edition. For convalescing from tuberculosis, kidney disease, malaria, rheumatism, children's diseases, old age, Remondino recommended the climate of San Diego, which was part of the widely publicized movement that brought people to Southern California in large numbers.



93. **RICHES, E.W.** (ed.). *Modern Trends in Urology*. New York: Paul B. Hoeber, (1953). ¶ 8vo. xiii, 476 pp. Photo plates (color), photos, illustrations, figs., tables, index. Red cloth, gilt-stamped spine title; a bit rubbed, endleaves stained. Presentation inscription from Bruce G. Belt to Willard E. Goodwin. Very good. M10260

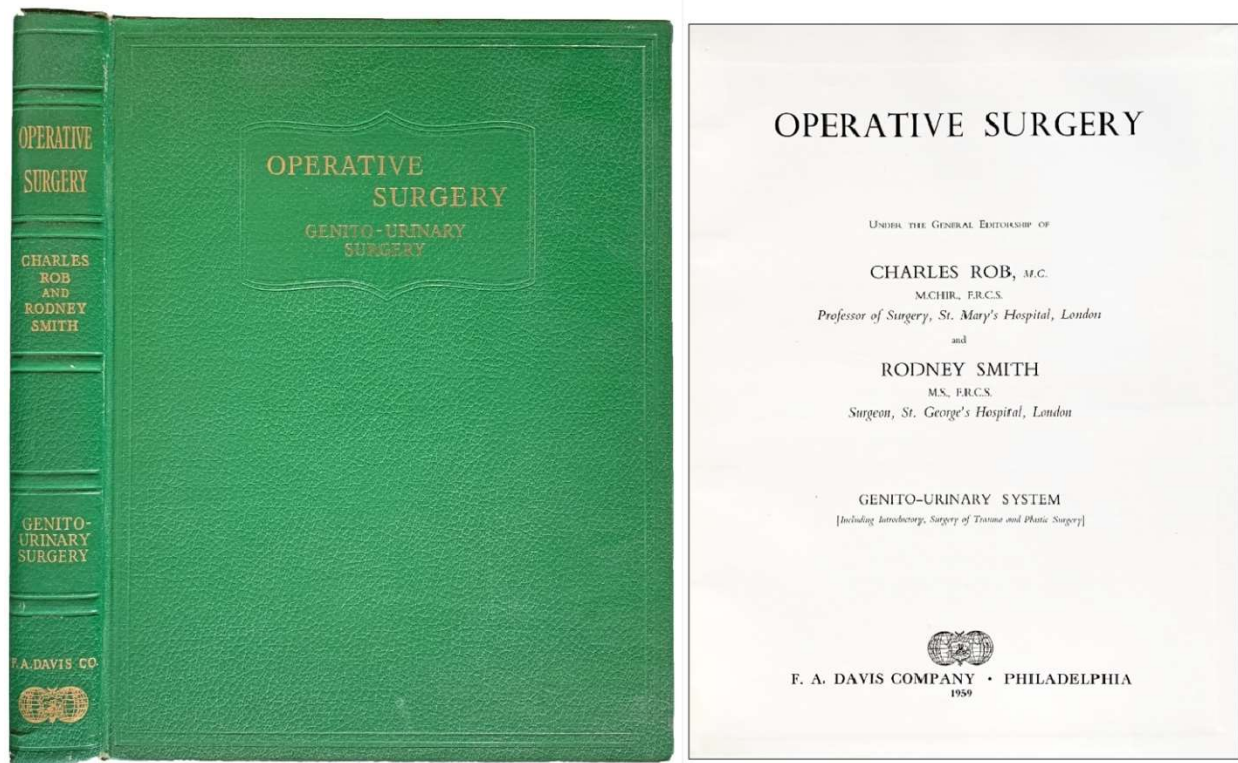
\$ 15



94. **RIEDER, Hermann.** *Atlas of Urinary Sediments; with special reference to their clinical significance. Translated by Frederick Craven Moore. Edited and annotated by A. Sheridan Delepine.* London: Charles Griffin, 1899. ¶ 4to. viii, 111 pp. Half title, 20 figures, 36 color plates, bibliography, index. Red cloth, gilt; corners showing, else very good. M0296

\$ 95

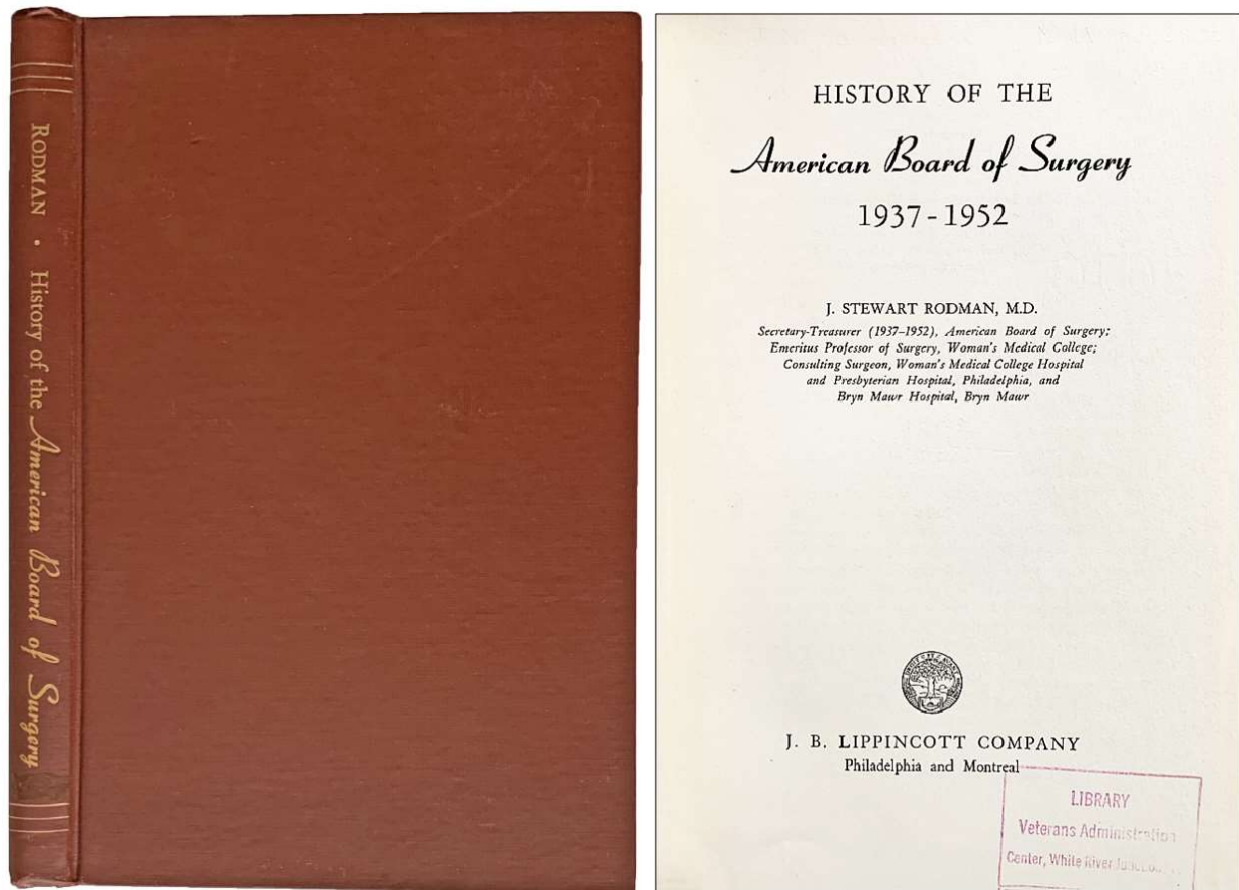
FIRST ENGLISH EDITION, revised from the eighth German edition. Rieder's original observations make this book valuable, also enhanced by much material compiled from well-known standard German treatises, such as those by Neubauer and Vogel, Salkowski and Leube, etc.



95. **ROB, Charles & Rodney SMITH** (eds.). *Operative Surgery: Genito-Urinary System [Including Introductory, Surgery of Trauma and Plastic Surgery]*. Philadelphia: F. A. Davis, 1959. ¶ Tall 8vo. xv, 273, 10 pp. Illustrations, index. Green cloth, gilt-stamped cover and spine titles. Near Fine. M10227

\$ 18

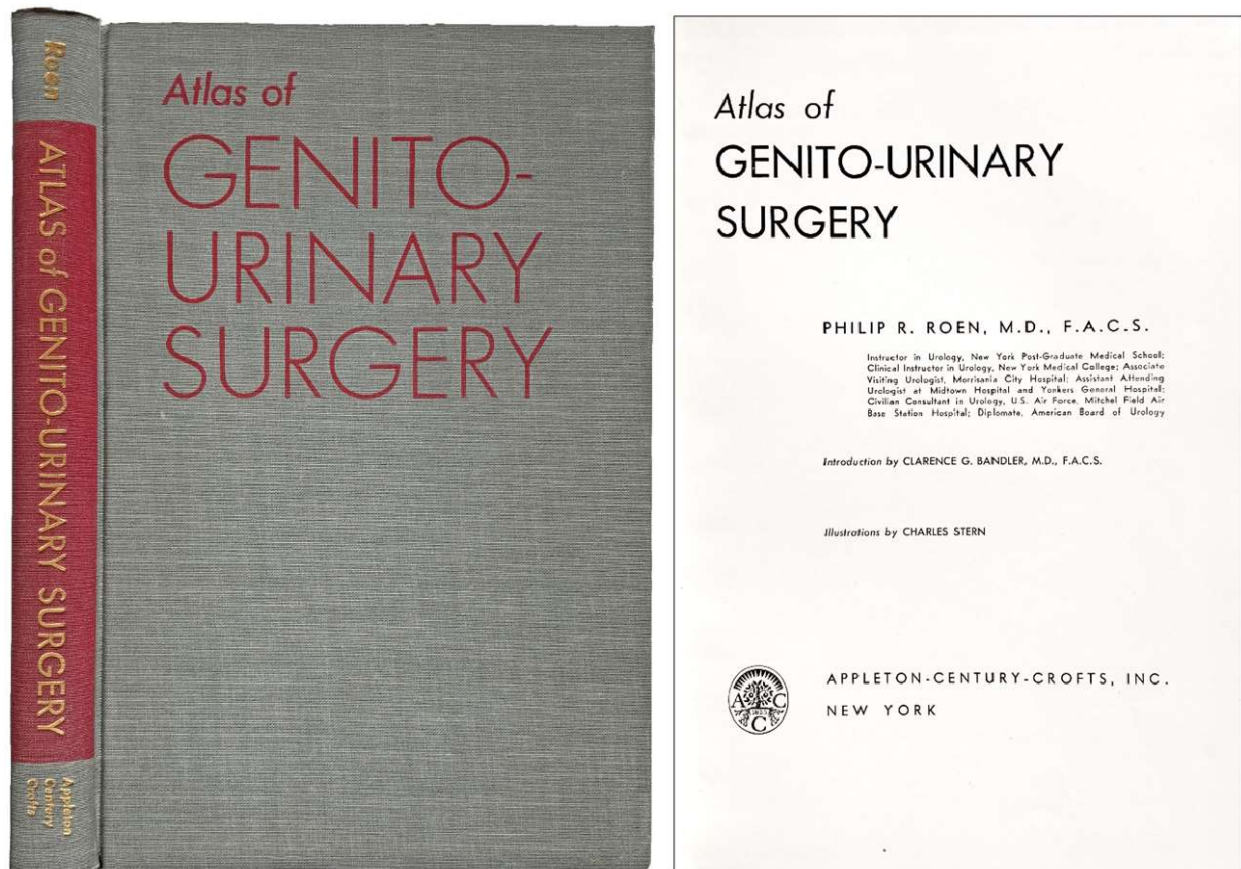
This volume on the Genito-Urinary system was originally published as part of Charles Rob and Rodney Smith's 8 volume work, *Operative Surgery*, but due to demand for individual volumes each was issued separately.



96. **RODMAN, J. Stewart** (1883-1958). *History of the American Board of Surgery 1937-1952*. Philadelphia & Montreal: J. B. Lippincott, 1956. ¶ 8vo. x, 104 pp. 1 folding plate (portraits); p. 7 with 4 red ink marks. Original brown gilt-stamped cloth. Ex-library rubber-stamps; ownership signature of Walter B. Crandell, MD.

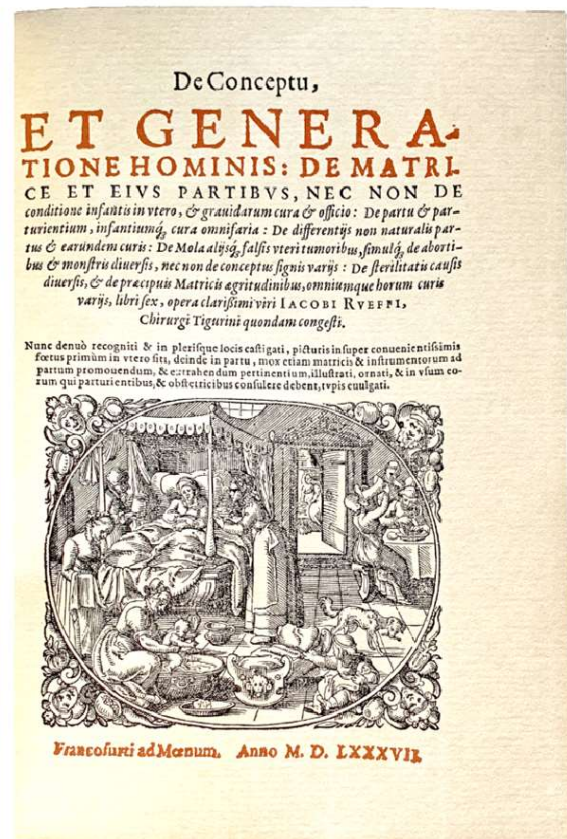
\$ 12

PROVENANCE: Walter B. Crandell, MD, was Chief of Surgery, Veterans Administration Hospital, White River Junction, Vermont.



97. **ROEN, Philip R.** *Atlas of genito-urinary surgery*. New York: Appleton-Century-Crofts, (1951). ¶ 8vo. xiii, 325 pp. Numerous drawings by Charles Stern, index. Gray cloth. Fine. M1657

\$ 15



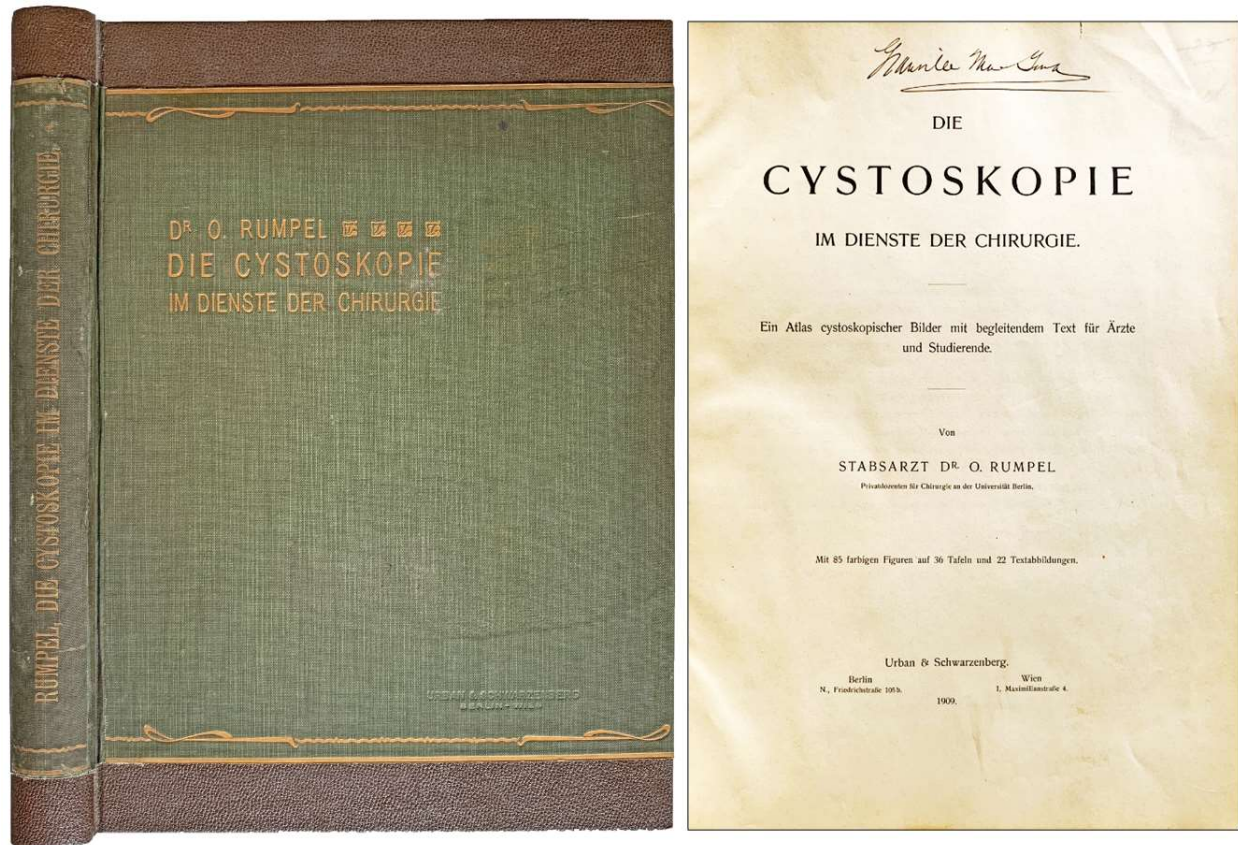
98. **RUEFF, Jacob** (1500-1558). *De Conceptu, et Generatione Hominis: De Matrix and Eius Partibus, Nec Non de Conditione Infantis in Utero ...* [Faksimile der Ausgabe Frankfurt 1587]. Stuttgart, 1587. Editions Medicina Rara [ca.1975]. ♣ 8vo. [176] ff. Illustrations. Full black-stamped vellum, Chocolate paper-backed board slipcase. Fine.

\$ 75

Limited edition of 300 copies with this full vellum binding; the larger edition was of 2500 additional copies.

Rueff was a follower of Martin Luther and, although he was "primarily known as a physician, surgeon, and lithotomist, he was also a poet and writer of folk songs. Much of Rueff's advice stems from that of classical writers or is taken from Rosslin's Rosegarten. A great deal is also very primitive to modern eyes. But it made a start at a time when midwifery had previously been strictly a woman's affair" (Dunn, p. 222).

Dunn, P.M, "Jacob Rueff (1500-1558) of Zurich and The expert midwife," *Arch. Dis. Child Fetal Neonatal*, No. 85, 2001, 222-224 pp.

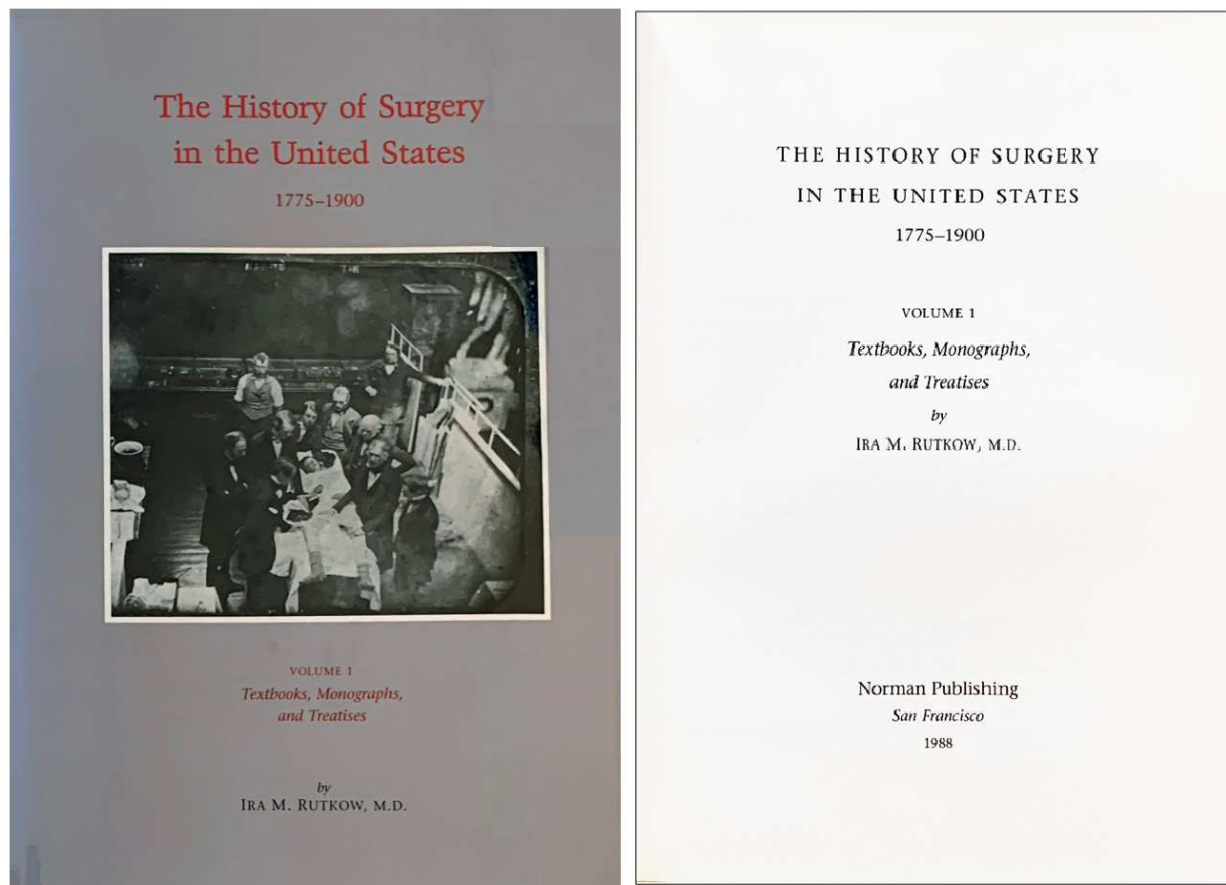


85 color illustrations on 36 plates

99. **RUMPEL, Oskar** (b. 1872). *Die Cystoskopie im Dienste der Chirurgie. Ein Atlas cystoskopischer Bilder mit begleitendem Text für Ärzte und Studierende.* Berlin and Vienna: Urban & Schwarzenberg, 1909. ¶ 4to. vii, 109 pp. With 85 color illustrations on 36 plates, 22 text illustrations. Modern brown cloth with the original green gilt-stamped cloth covers and spine mounted thereon; the top edge smoke stained, final plate scorched on verso (not affecting anything), former ownership signature on title-page. Very good. M10268

\$ 165

Early color printed work using the cystoscope for the genitor-urinary system.



100. **RUTKOW, Ira M.** (1948-). *The History of Surgery in the United States. 1775-1900. Volume I: Textbooks, monographs, and treatises.* San Francisco: Norman, 1988. ¶
4to. xxi, [5], 488 pp. Frontis., 130 illustrations, index. Cloth, dust-jacket. Fine. \$ 25

A second volume, not offered here, was issued on pamphlets and journal papers. This volume is complete in itself.

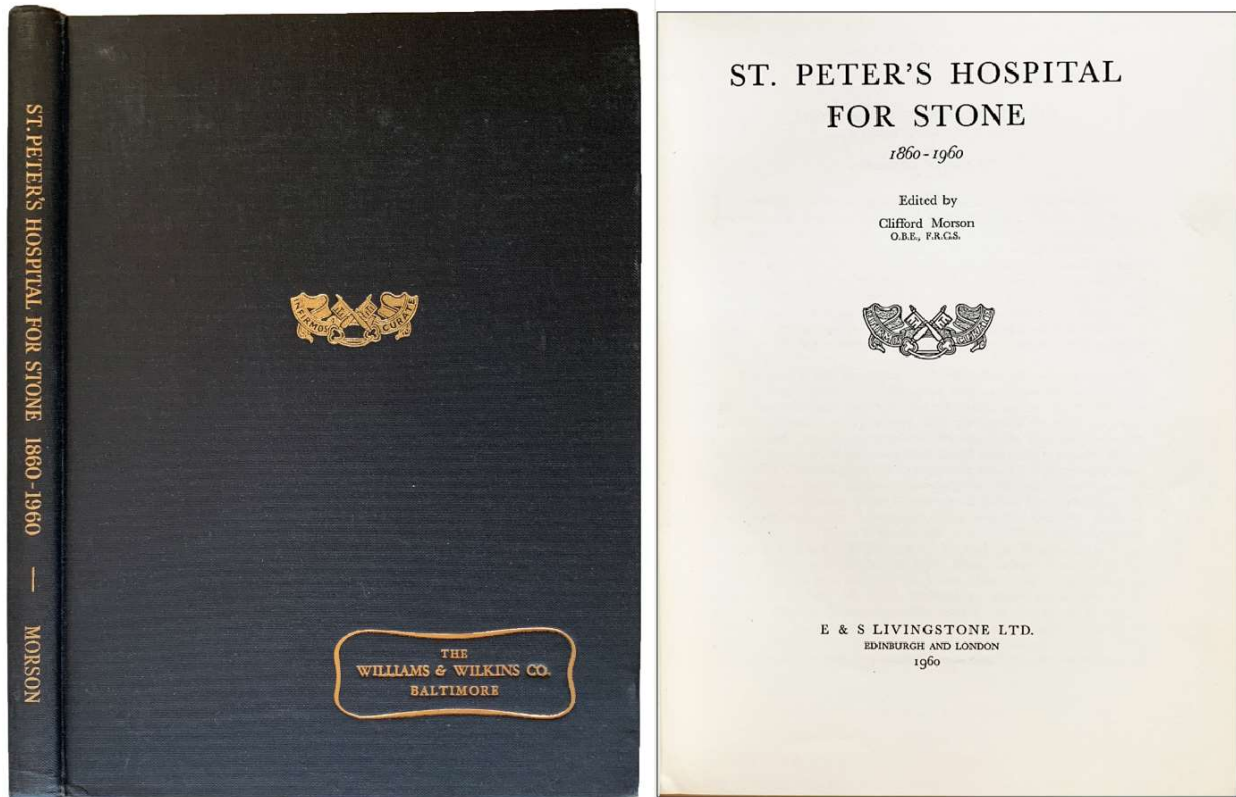
“Dr. Ira M. Rutkow is a surgeon and author whose current professional activities are focused on the study of American medical history.

After graduating from Union College in 1970, he earned his medical degree from St. Louis University. While completing training as a general surgeon, Rutkow also received a master’s degree and a doctorate in public health from the Johns Hopkins Bloomberg School of Public Health (formerly the School of Hygiene and Public Health).

He is the author of seven books, most recently *Seeking the Cure: A History of Medicine in America* (2010). Dr. Rutkow’s other works include *James A. Garfield* (2006), part of Times Books’ American Presidents series edited by Arthur M. Schlesinger, Jr.; *Bleeding Blue and Gray: Civil War Surgery and the Evolution of American Medicine* (2005); *American Surgery: An Illustrated History* (1998); *Surgery: An Illustrated History* (1993), named a New York Times Notable Book of the Year; and the two-volume *The History of Surgery in the United States* (1992 and 1988). In addition to his

historical writings, he has edited numerous medical textbooks, including *Socioeconomics of Surgery* (1989), and authored journal articles and book chapters on various surgical techniques.

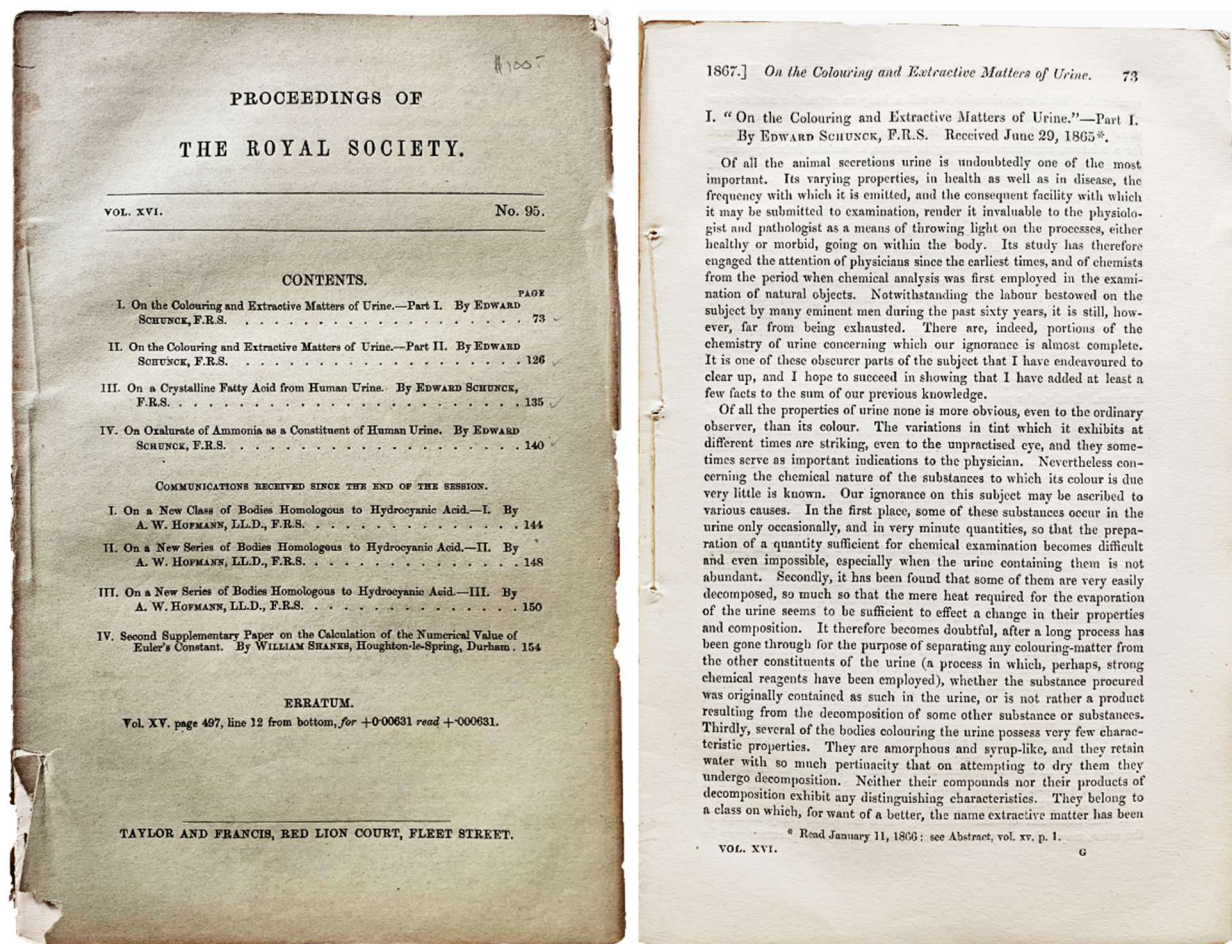
Dr. Rutkow, who developed the PerFix mesh-plug operation for groin hernia repair, is retired from clinical practice and writes full-time. A recipient of the American Medical Writers Association Medical Book Award, and the Fletcher Pratt Literary Award of the Civil War Round Table of New York, Dr. Rutkow has been inducted into The Johns Hopkins University's Society of Scholars, and awarded Union College's Founders' Medal. He is listed in *Marquis Who's Who in Medicine and Healthcare*. - Johns Hopkins Bloomberg School of Public Health.



101. [Saint Peter's Hospital, London] Clifford MORSON (editor). *St. Peter's Hospital for Stone 1860-1960*. Edinburgh and London: E. & S. Livingstone Ltd., 1960. ¶ Square 8vo. viii, 64 pp. Frontispiece, 18 plates. Black gilt-stamped cloth. Very good.

\$ 10

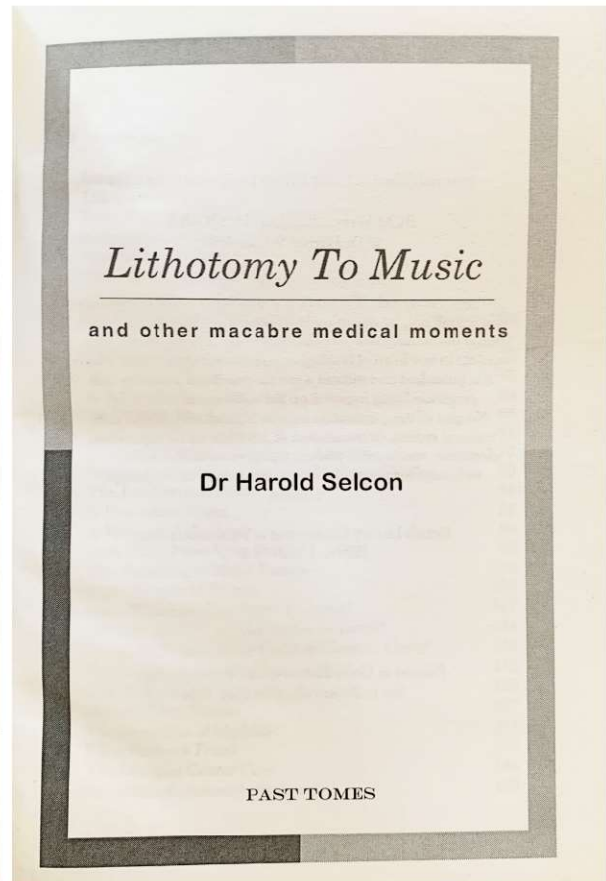
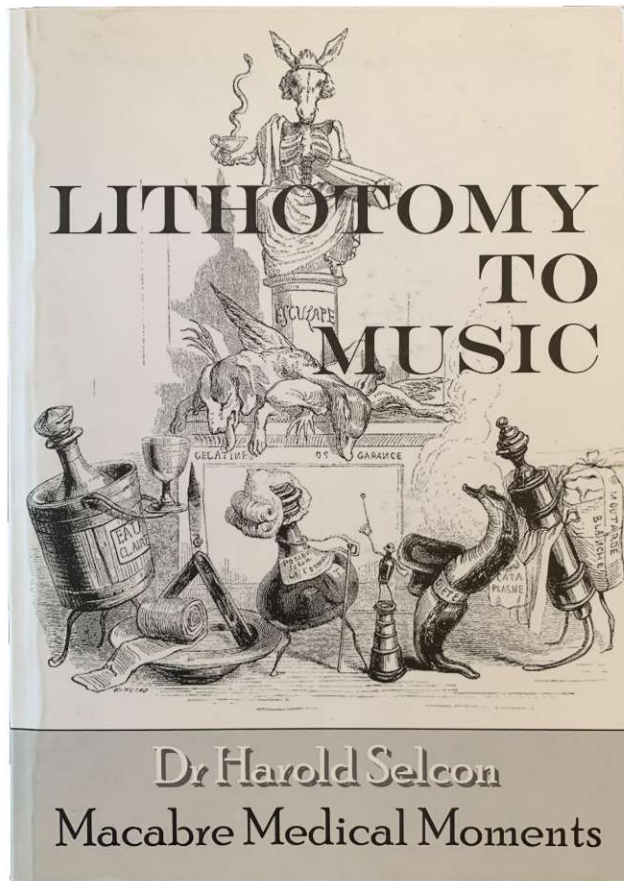
"The hospital was established at home of Armstrong Todd, a surgeon, in Great Marylebone Street as the Hospital for Stone and Diseases of the Urinary Organs in 1860. It moved to Berners Street and became the St Peter's Hospital for Stone in 1863. It moved again, this time to a purpose-built facility in Henrietta Street, designed by J. M. Brydon in the Queen Anne style ... It closed in 1948. / The hospital joined with St Paul's Hospital to form the Institute of Urology in 1948. The Institute was joined by St Philip's Hospital in 1952 and the hospitals became known as "the three Ps." After services were transferred to the Middlesex Hospital the Institute closed in 1992. The building in Henrietta Street has since been converted for residential use." [Wikip.].



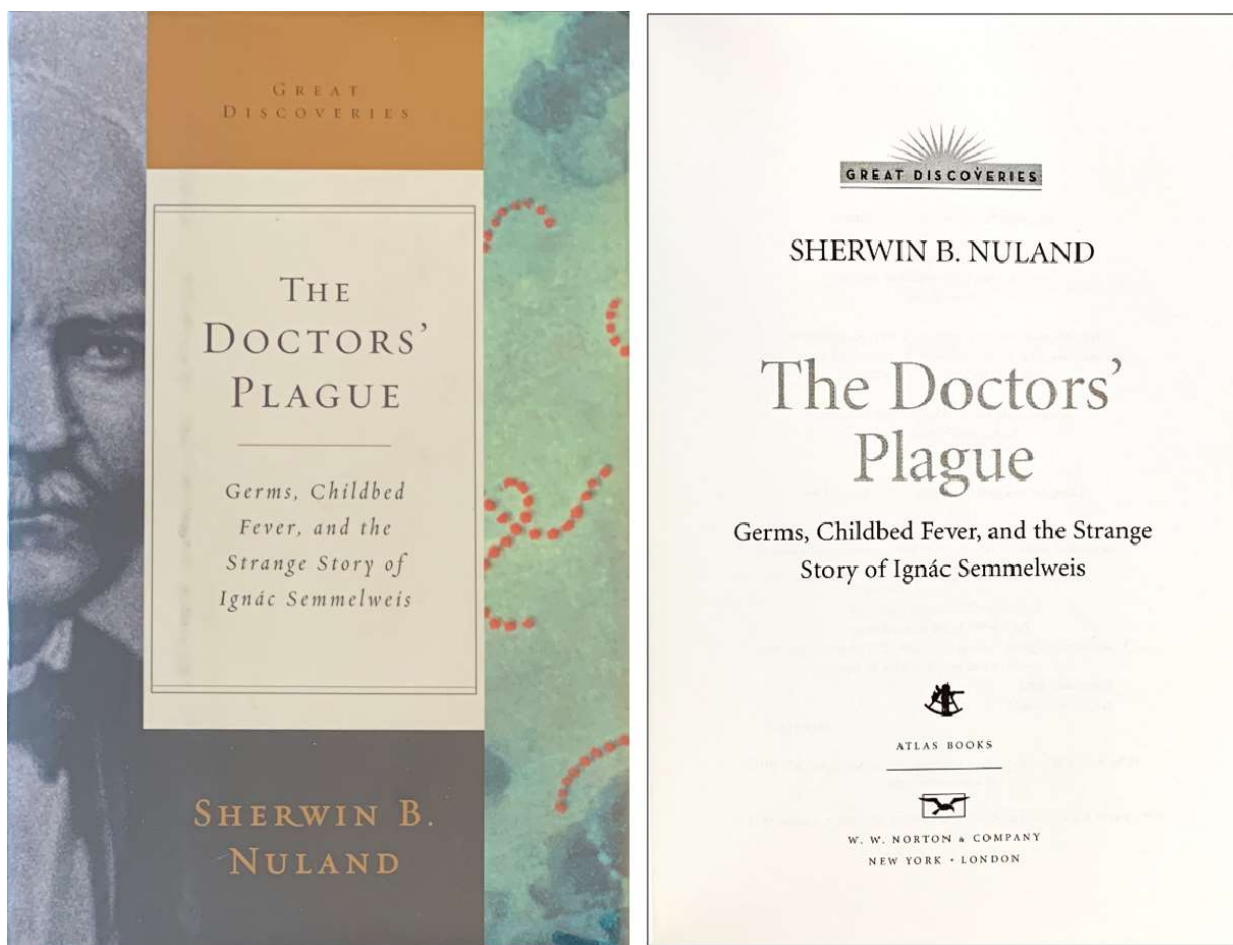
102. **SCHUNCK, Henry Edward** (1820-1903). "On the Colouring and Extractive Matters of Urine. – Part I." with: "On the Colouring and Extractive Matters of Urine. – Part II." with: "On a Crystalline Fatty Acid from Human Urine." with: "On Oxalurate of Ammonia as a Constituent of Human Urine." [London]: *Proceedings of the Royal Society*, Vol. XVI, No. 95, (1867). ¶ 8vo. Pages: 73-125; 126-135; 135-139; 140-143. [Entire issue: 73-154 pp.] Original printed wrappers; some chipped, else very good. M10267

\$ 50

Four articles by Henry Edward Schunck on the chemical analysis of human urine. Schunck was a pioneer in the study of lecanorin (an old dyestuff), glycoside rubian (the precursor of alizarin in madder root), the colorless precursor of indigo, and chlorophyll. H.E. Schunck was the youngest son of a leading export shipping merchant of Manchester England where he carried on his chemical investigations in a private laboratory which he had built near his residence. This laboratory housed a fine library and large collections. In 1895 Schunck presented £20,000 to Owens College, Manchester for the endowment of chemical research. By his will he bequeathed to Owens College, in trust, the contents of his laboratory (together with the building) which constitutes, with the previous endowment, the Schunck research laboratory at the Victoria University of Manchester. DNB, 1901-1911, pp. 274-275; DSB, XII, pp. 236-237.



103. **SELCON, Harold.** *Lithotomy to Music and other macabre medical moments.* Great Britain: Ignotus Press, 2004. ¶ Small 8vo. 155 pp. Figs. Printed wrappers. Scarce. ISBN: 1903768276 \$ 17.95



104. [Semmelweis] NULAND, Sherwin B. (1930-2014). *The Doctors' Plague; Germs, Childbed Fever, and the Strange Story of Ignac Semmelweis*. New York: W. W. Norton, 2003. ¶ Small 8vo. 191 pp. Figs. Hardcover, dust-jacket. Very good. ISBN: 0393052990

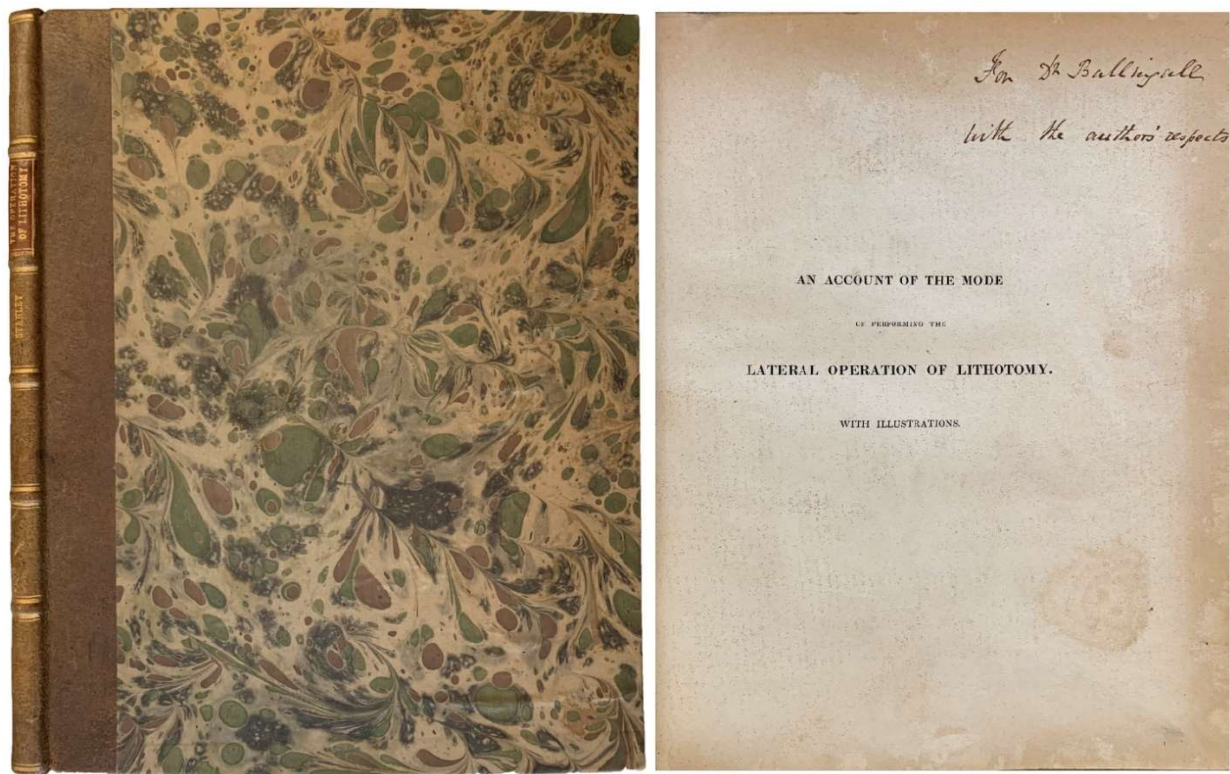
\$ 18

The story of Semmelweis, “the brooding, meticulous, nineteenth-century Hungarian obstetrician who deduced solely through observation of his patients how to stop the fevers that had made childbirth womankind’s single most common cause of death for centuries.”

Inscribed by the Author to Sir George Ballingall

105. STANLEY, Edward (1793-1862). *An Account of the Mode of Performing the Lateral Operation of Lithotomy. With illustrations*. London: Printed for Longman, Reese, Orme, Brown, and Green, 1829. ¶ Tall 4to. [4], ff., 23 pp., [8] ff., 7 lithographic plates (5 with hand coloring in red and blue) by Thomas Fairland after drawings by W. J. Baytin and W. H. Clift. Modern quarter calf, marbled boards, raised bands, gilt spine title. This copy INSCRIBED BY THE AUTHOR, “For Dr. Ballingall with the author’s respects.”

\$ 450



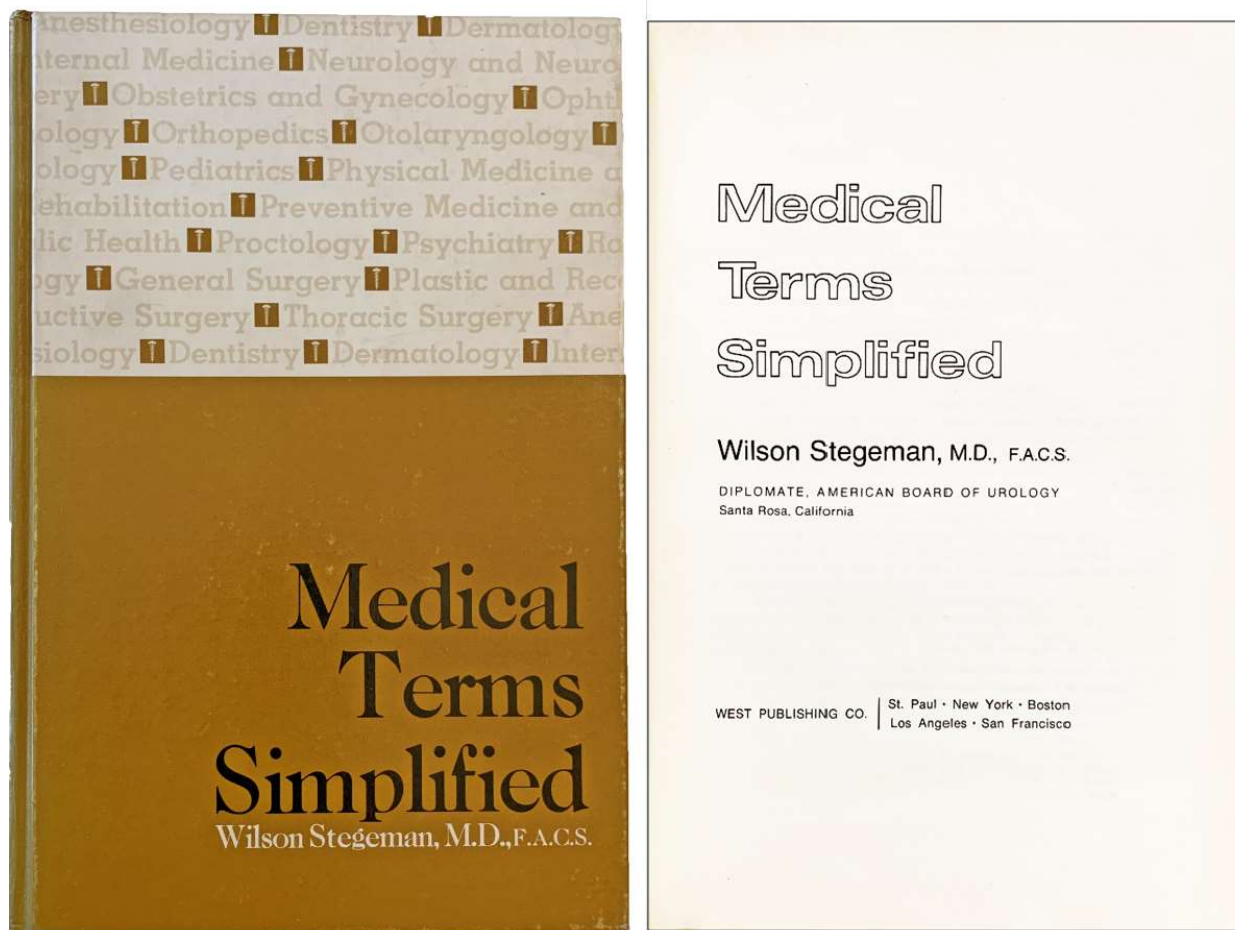
First edition. At a very young age Stanley was admitted to the College of Surgeons in 1814 and gained the Jackson prize the following year. At 24 years of age, he was elected assistant surgeon to St. Bartholomew's Hospital (1816). He was already vigorously adding to the medical museum, so much so that he "practically created it." [DNB].

Dedicated to Thomas Blizard, (1772-1838) F.R.S.L. & E., surgeon. "He was notable both for his knowledge of anatomy and for his invention of a special knife for lithotomy." [DNB].

The work is arranged in three narrative sections, followed by a series of 7 descriptive plates. Section I is "On the mode of performing the operation." Section II is "On the direction and the extent of the incision of the prostate gland." Section III is devoted to the design and construction of instruments (staff, gorget, beaked knife) useful for the operation of lithotomy.

PROVENANCE: Sir George Ballingall (1780-1855), studied at St. Andrews and the University of Edinburgh, where he was assistant to Dr. Barclay, lecturer on Anatomy. Ballingall, who wrote several medical texts, became regius professor of military surgery at Edinburgh.

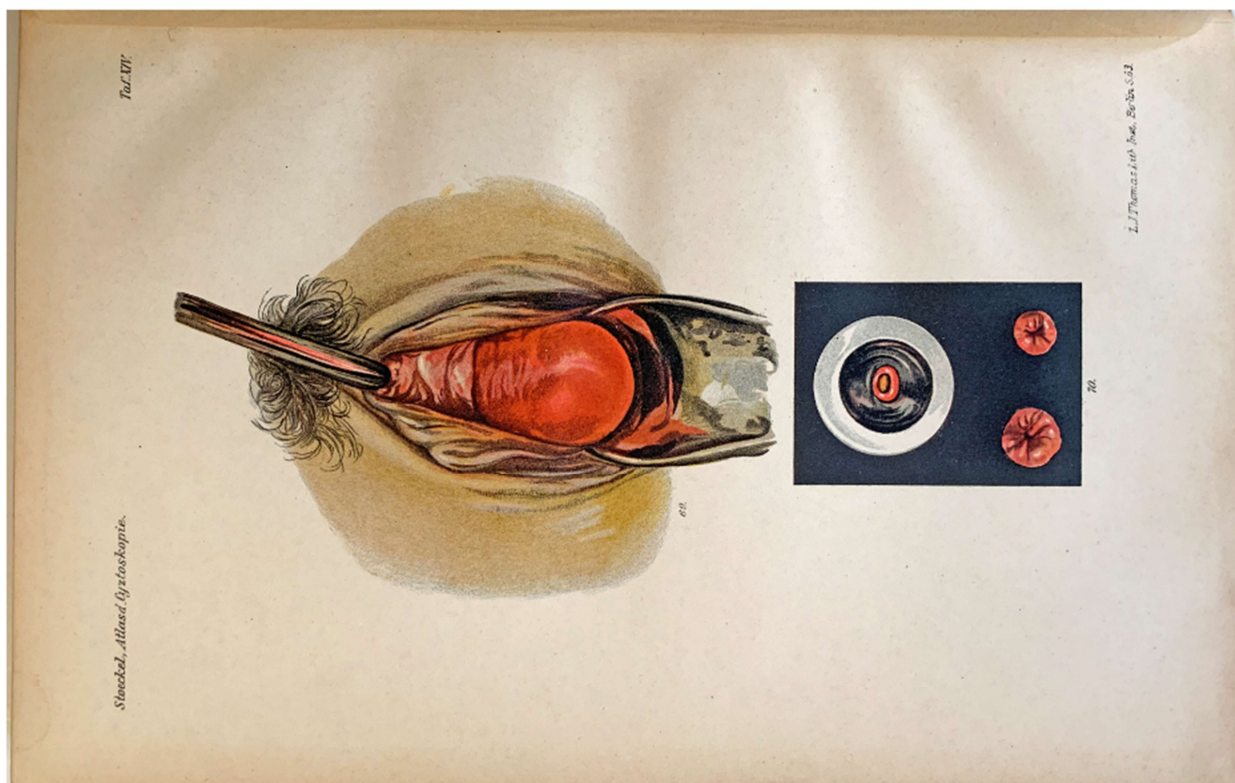
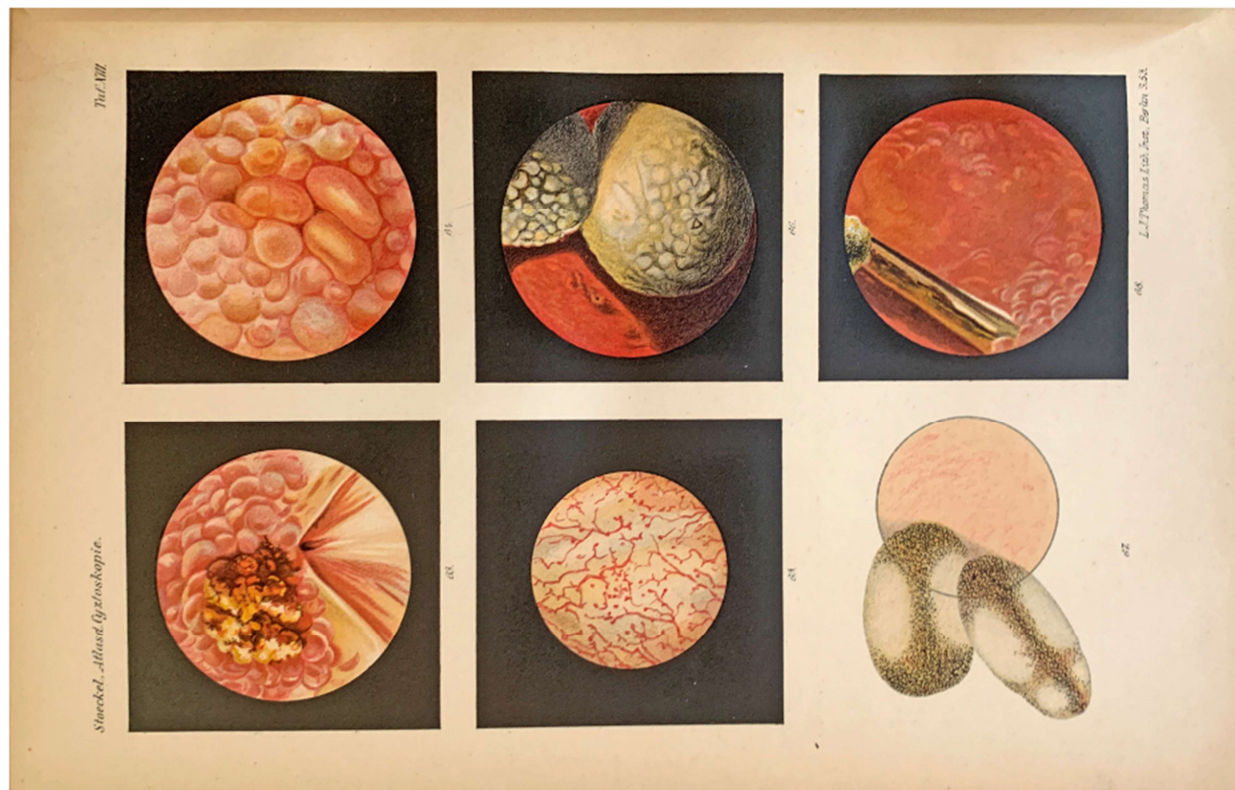
DNB, XVIII, pp. 940-1; Kiefer 541; Wellcome, V, p. 174.

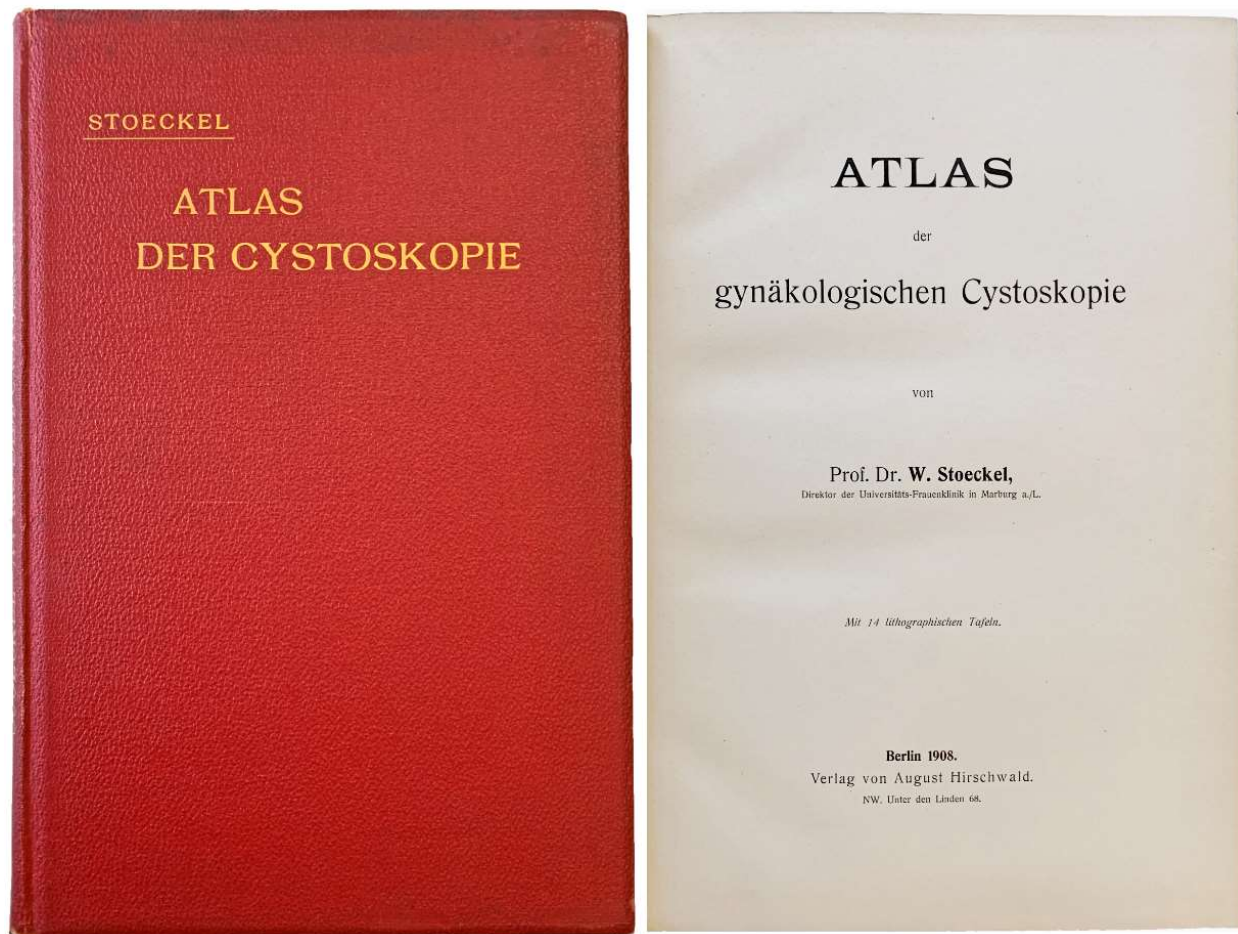


106. **STEGEMAN, Wilson.** *Medical Terms Simplified*. Los Angeles: West, 1976. ¶
8vo. xi, 305 pp. Figs., index. Hardcover; rubbed. Library call number affixed to lower spine. Good.

\$ 12

Wilson Stegeman was Diplomate, American Board of Urology.





107. **STOECKEL, Walter** (1871-1961). *Atlas der gynäkologischen Cystoskopie*. Berlin: August Hirschwald, 1908. ¶ 4to. [4] ff., [36] pp. 14 lithographed plates (4 in color). Original red pebbled cloth, gilt title stamped on upper cover and spine. Very good.

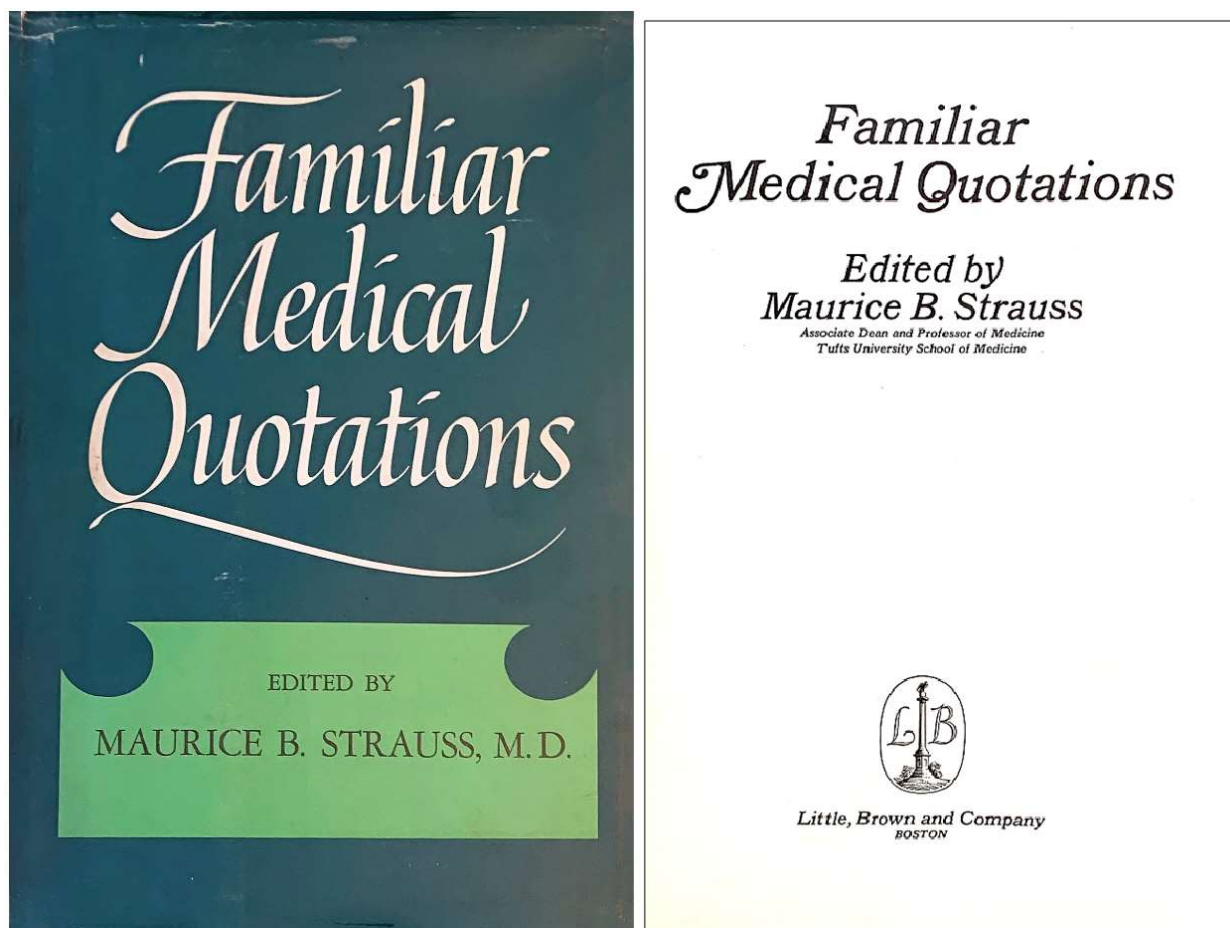
\$ 35

First edition of the Atlas volume, published by the author as a supplement to his *Die Cystoskopie des Gynäkologen*, Leipzig, 1904. The illustrations within the atlas were drawn "from nature" by L. Krause.

In the present work, the author attempts to illustrate the experiences obtained while working at the university clinic Charité Women's Hospital at Berlin. He put forth further the four plates in color were made since the nuances of natural color in the patient are of great importance for various case histories.

Stoeckel "improved numerous surgical procedures and introduced important innovations, in the field of gynaecological urology, which he led to an international standard. The "Schauta-Stoeckel's surgery", the total vaginal ex-exstirpation of the uterus, used to this day, was one of the most important contributions to the fight against cancer."

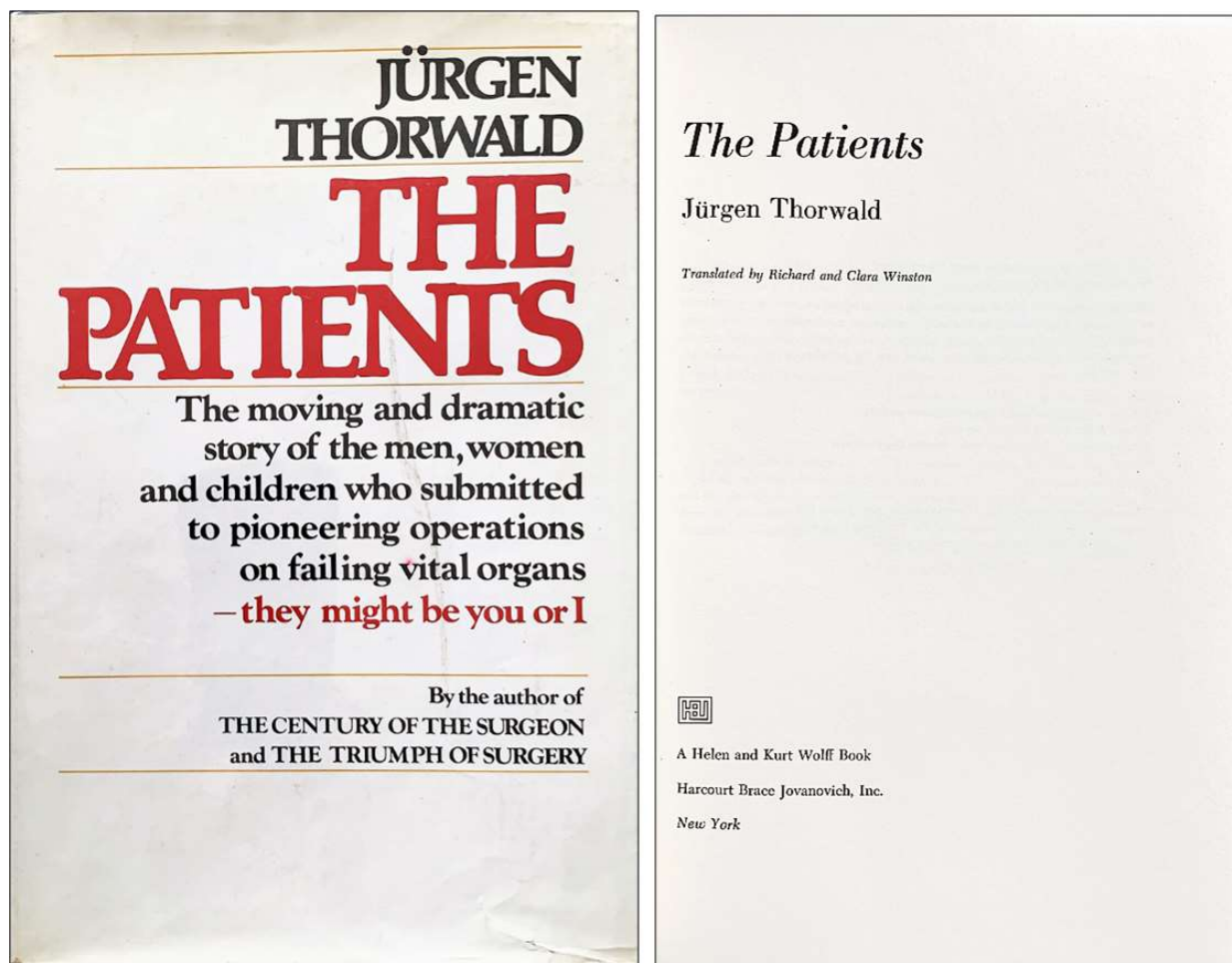
Schagen, Udo, "Stoeckel, Walter" in: *Neue Deutsche Biographie* 25 (2013), p. 376-377.



108. **STRAUSS, Maurice B.** (ed.). *Familiar Medical Quotations*. Boston: Little, Brown, 1968. ¶ FIRST EDITION. Thick 8vo. xix, 968 pp. Quarter green cloth, gilt-stamped spine, dust-jacket; jacket rubbed. Very good.

\$ 10

Garrison and Morton 6807.



109. **THORWALD, Jürgen** [Pseud., actually **Heinz BONGARTZ**] (1915-2006). *The Patients*. Translated by Richard and Clara Winston. New York: Harcourt Brace Jovanovich, 1971-2. ¶ 8vo. [xii], 4343 pp. Illus., index. Cloth, dust-jacket. Bookplate of Alan Lanar[?]. Very good.

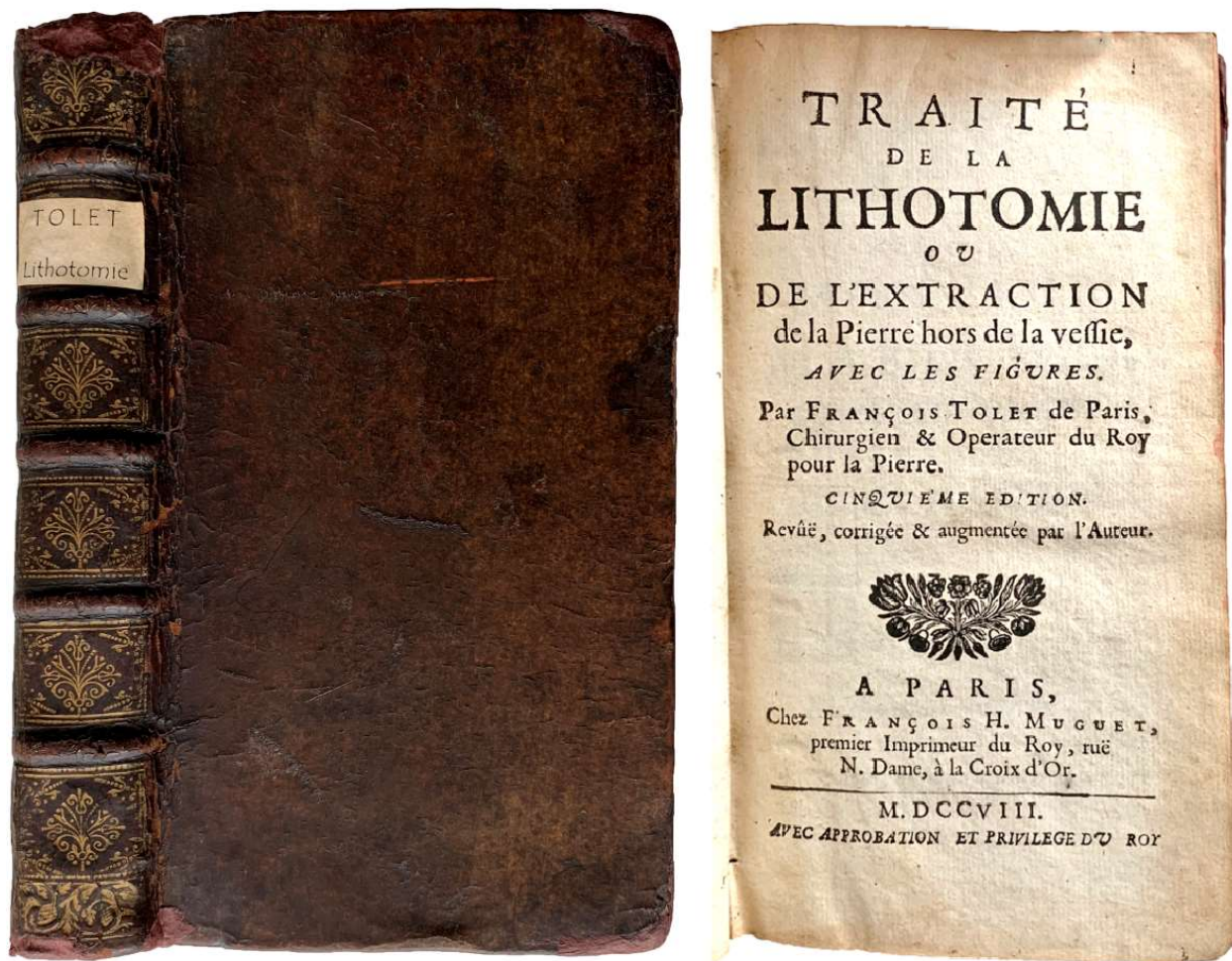
\$ 30

First edition in English. The author who pioneered the operations and applications of artificial organs, replacing failing ones, including artificial kidneys, artificial heart valves, transplanted kidneys, livers and lungs. With an original publicity photograph of the author as reproduced for the back cover of the jacket.

110. **TOLET, François** (1647-1724). *Traité de la Lithotomie ou l'Extraction de la Pierre hors de la vessie*. Cinquième édition, revue, corrigée & augmentée par l'Auteur. Paris: Chez François H. Muguet, 1708. ¶ 12mo. [xx], 351, [1] pp. 3 (of 18) engraved plates [pp. 117, 122, 190], 1 fig. [p. 171]. Original full dark calf, raised bands, gilt stamped spine; spine head mended with kozo. Ownershp signature of Marett. AS IS.



\$ 95

Fifth edition, revised and expanded.

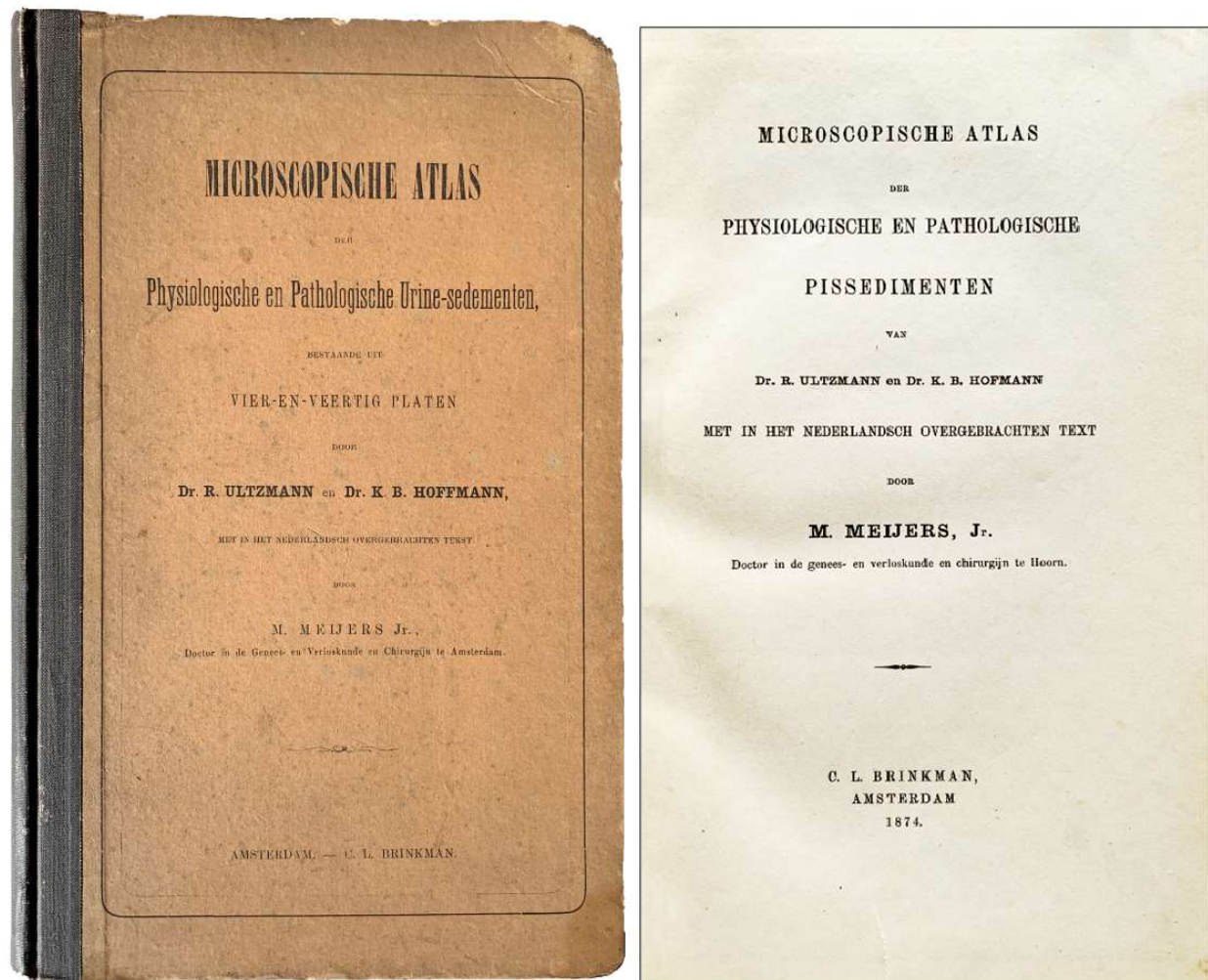


“Tolet, lithotomist at l'Hôpital de la Charité in Paris, first published this work in 1682 as *Traité de la lithotomie*. After many editions, this book remains as a classic contribution to the subject. It [was] translated [in English] by Archibald Lovell (fl. 1677). In Tolet's day lithotomy was one of the major and most dangerous of operations. Explicit directions are given for the operation in children as well as adults of both sexes. Particularly stressed is the need for careful restraint of the patient during surgery using strong assistants, straps, scarves, or cloths. The lesser and greater lateral perineal operations in men and women are described and illustrated. Among the many causes of the stone, the author named unleavened bread, waterfowl, curds, pap, old cheese, hard eggs, unripe fruits, the feet or legs of beef or pork, salted or spiced meats, and medicines which dehydrate the body. The plates depicted instruments, positioning of the patient, the use of the curved metal catheter, the making of the incision, and use of extracting clamps.” – *Heirs of Hippocrates* No.660.

œ Murphy, *History of Urology*, pp. 101-102.



[111] ULTZMANN & HOFMANN

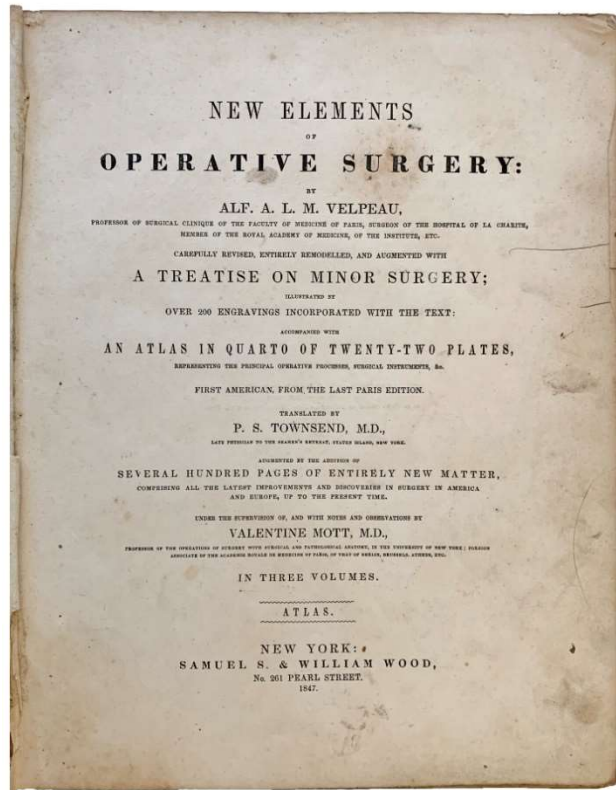


111. **ULTZMANN, Robert** (1842-1889) & **Karl Berthold HOFMANN** (1842-1822). *Microscopische Atlas der Physiologische en Pathologische Pissedimenten. . . Met in het Nederlandsch Overgebrachten Text door M. Meijers, Jr.* Amsterdam: C.L. Brinkman, 1874. ¶ 8vo. 44 color plates. Original quarter brown cloth over printed buff boards; boards and extremities lightly rubbed; inner hinges reinforced with tape. Kofoid bookplate. Very good. M11518

\$ 50

Meijers was a physician at Hoorn; this book relates to urology. Ultzmann was a urologist.

PROVENANCE: Charles Atwood Kofoid (1865-1947) American zoologist, associated with Berkeley, known for his collection and classification of many new species of marine protozoans which established marine biology on a systematic basis. Kofoid was a voracious book collector and dealt in thousands of books as he amassed collections that enriched his personal library.



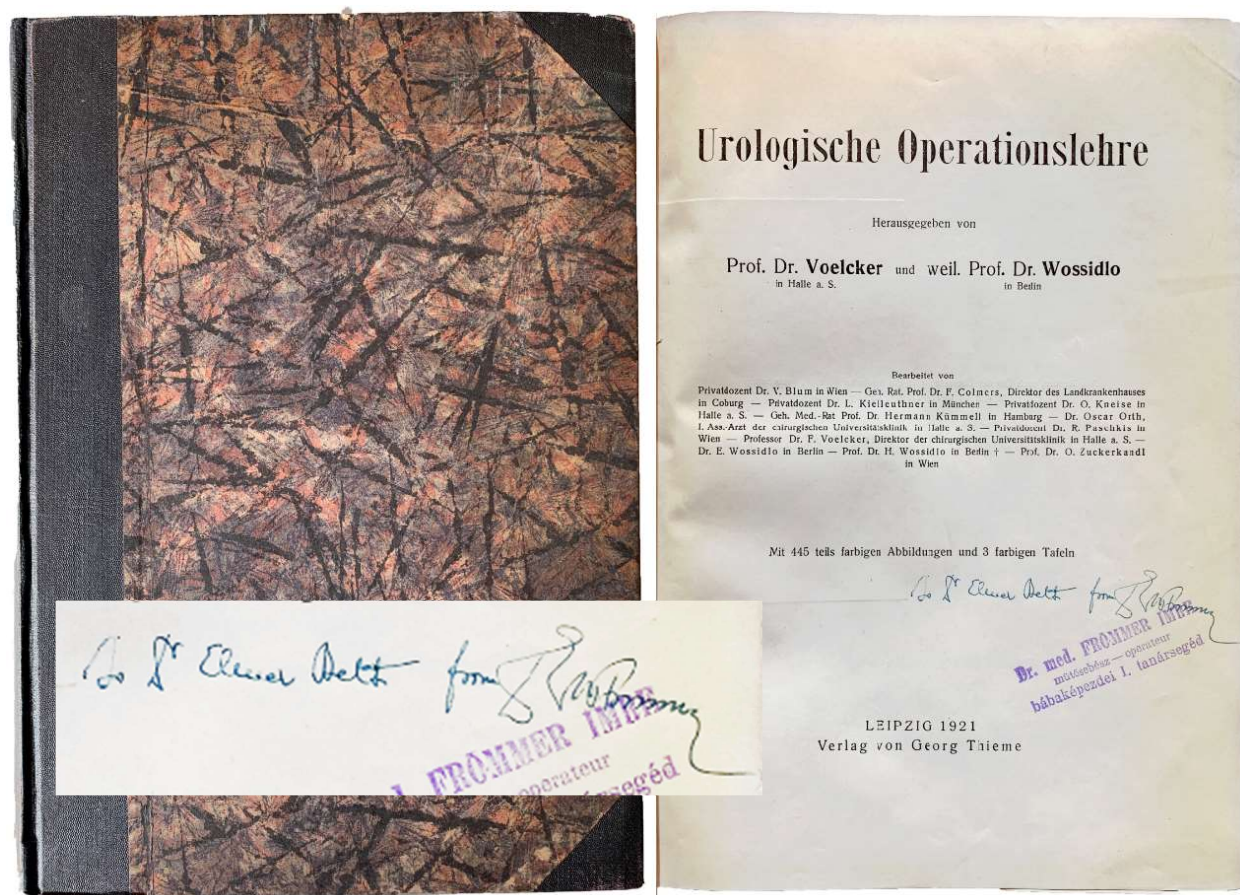
112. **VELPEAU, Alfred Armand-Louis-Marie** (1795-1867); **Valentine MOTT** (1785-1865). [ATLAS] *New Elements of Operative Surgery: carefully revised, entirely remodelled, and augmented with A Treatise on Minor Surgery, illustrated ...* New York: Samuel S. & William Wood, 1847. ¶ Atlas volume only. 22 lithographed plates, on stone, by F. Davignon, and printed by L. Nagel [plate 2 is double-page, plate 4 is mis-titled "3"]. Original half calf, marbled boards; covers off, well worn, the plates with minor staining and general in very good condition. Sold as a collection of plates (complete); suited to be rebound.

\$ 60

American edition, in English. Velpeau's comprehensive surgical treatise, the *Nouveaux elements de medecine operateire*, was first issued in France in 1832.

"A native of Brèches, Indre-et-Loire, [Velpeau] served as a student and assistant to Pierre Bretonneau (1778-1862) in Tours. In 1823 he obtained his doctorate in Paris, where he subsequently worked as a hospital surgeon. Following the death of Alexis de Boyer (1757-1833), he was appointed chair of clinical surgery, a position he maintained until his death in 1867. / He is credited with providing the first accurate description of leukemia (1827). A wrapping used to immobilize the arm to the chest wall is known as a "Velpeau bandage". There are several other medical terms associated with his name, however these terms are now primarily used for historical purposes only; these include: "Velpeau hernia" for the femoral hernia, "Velpeau's disease" for hidradenitis suppurativa, "Velpeau's canal" for the inguinal canal and "Velpeau's fossa", also known as the ischiorectal fossa." [Wikip.].

See: Garrison and Morton 5592.



113. **VOELCKER, Friedrich** (1872-1955) & **Erich WOSSIDLO**, editors. *Urologische Operationslehre*. Leipzig: Georg Thieme, 1921. ¶ 280 x 203 mm. Large 8vo. xvi, 581, [ads, 1] pp. 445 illus. (many heightened in color), 3 color plates, index. Quarter black cloth, cloth corners, marbled boards, new end-leaves; original spine laid down. Bookplate of Elmer Belt. Gift inscription to Belt on title page. Ownership rubber stamp on title-page of Dr. Frommer Imbe, [Hungary]. Very good. M2365

\$ 50

FIRST EDITION. Eleven contributors explain the latest techniques and equipment in this volume of twelve detailed and extensively illustrated articles. The illustrations represent instrumentation, anatomy and technique. Friedrich Voelcker made many significant contributions in the field of urology, including the introduction of pyelography (i.e.: examination of the kidney by x-ray) (Garrison and Morton 4231), an eponymous kidney-function test (Garrison and Morton 4230), and he published, with Alexander von Lichtenberg, an account of the first cystograms (Garrison and Morton 4192).

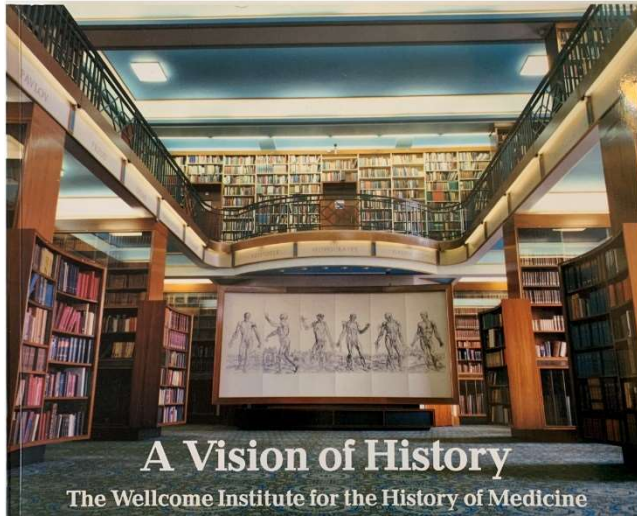
PROVENANCE: Dr. Frommer Imbe [fl. c. 1922, Budapest]. Elmer Belt was an eminent urologist and book collector from Los Angeles.



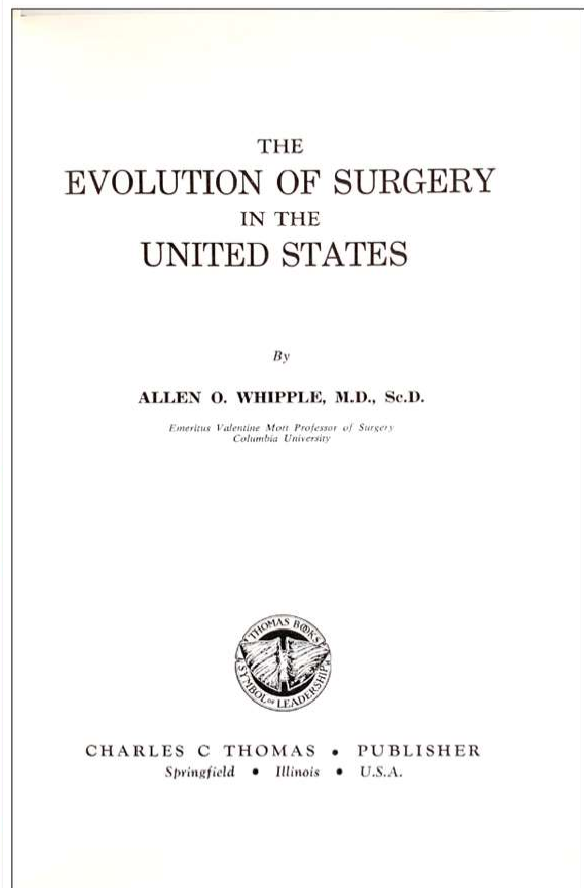

114. **WEBSTER, James** (1803-1854). *Congenital enlargement of the ureters. Fatal case of lithotomy, with examination post mortem.* In: *The United States Medical and Surgical Journal*, No. XI, June, 1835. ¶ 243 x 150 mm. 8vo. Pages 402-407. [Entire volume: 63-466 pp.] 2 figs. Quarter tan calf, calf corners, marbled boards, plain paper dust-jacket; covers mended with kozo spine, first 4 signatures lacking. AS IS. M7714

\$ 25

James Webster was appointed Professor of General and Special Anatomy in the Department of Medicine at the University of Buffalo in 1846.



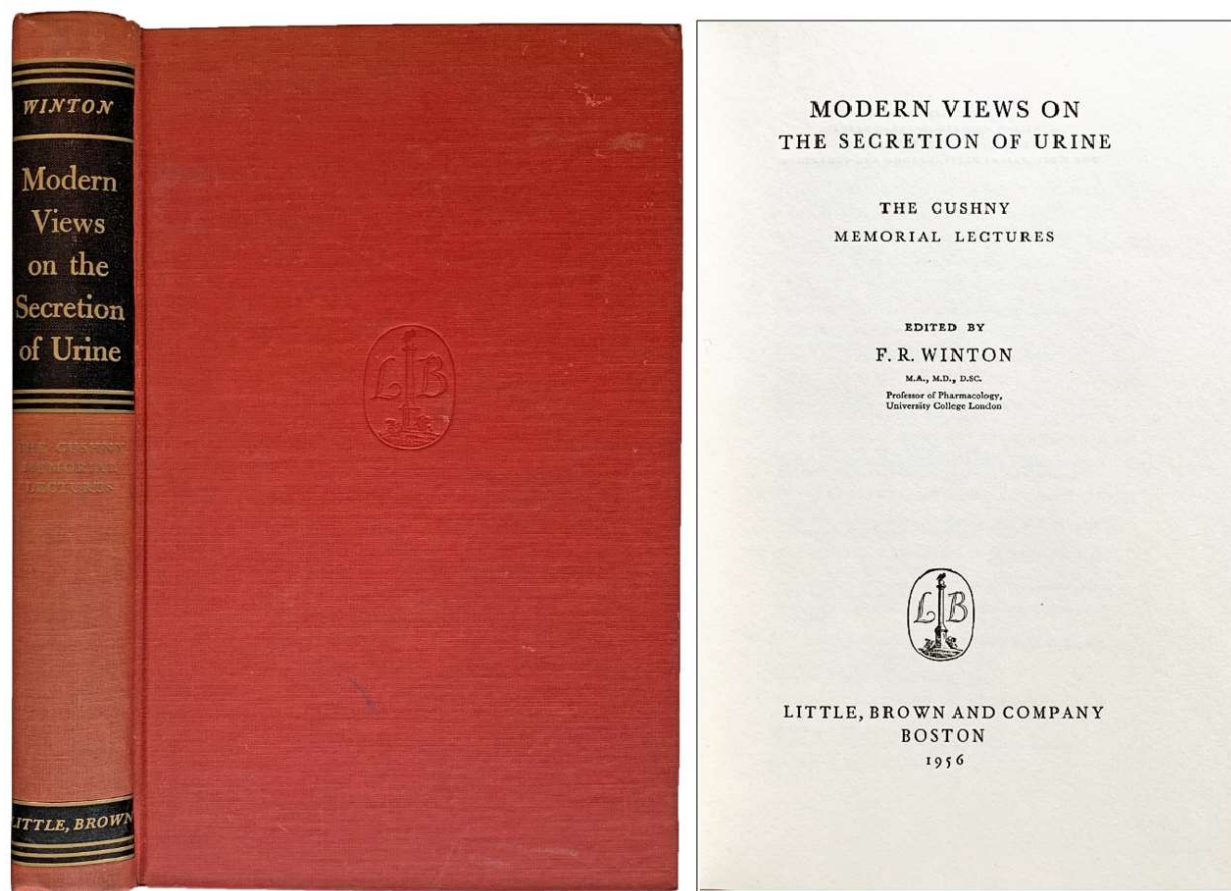
115. **Wellcome Institute for the History of Medicine.** *A Vision of History ...*
 London: Wellcome Institute for the History of Medicine, 1987. ¶ 8vo. 72 pp.
 Color frontis., numerous figs. (some color). Pictorial wrappers. Fine. M09887
 \$ 10



116. **WHIPPLE, Allen Oldfather** (1881-1963). *The Evolution of Surgery in the United States*. Springfield: Charles C. Thomas, 1963. ¶ 8vo. xii, 180 pp. Figs., index. Brick-red gilt-stamped cloth. Very good.

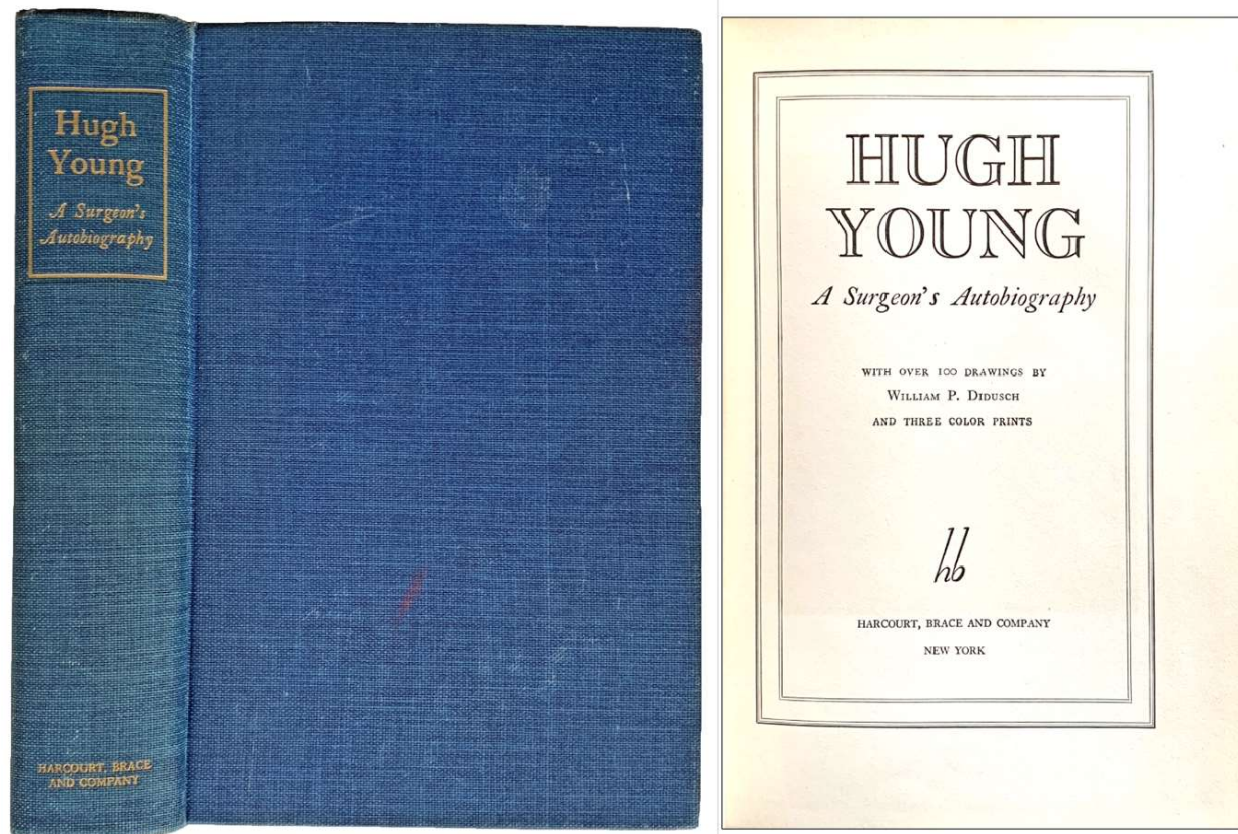
\$ 35

Whipple was an American surgeon, the Valentine Mott Professor Surgery, Columbia University, known for his pancreatic cancer operations that bear his name as well as Whipple's triad.



117. **WINTON, F. R.**, editor. *Modern views on the secretion of urine. The Cushny Memorial Lectures*. Boston: Little, Brown, 1956. ¶ FIRST EDITION. 224 x 146 mm. 8vo. vii, 292 pp. Frontis. port. of Cushny, figs., indexes. Red cloth, gilt spine. Very good. M8112

\$ 15



118. **YOUNG, Hugh Hampton** (1870-1945). *Hugh Young, A Surgeon's Autobiography*. New York: Harcourt, Brace and Co. 1940. ¶ Second printing. 8vo. xii, 554 pp. With over 100 drawings by William P. Didusch & 3 color prints, index. Original blue cloth. Ownership signature of S. Brosman. Very good.

\$ 12

Young is considered the "Father of American Urology."


Provenance: Stanley Allan Brosman, M.D., urologist from Santa Monica, California.

Kiefer 1574.

RECENT CATALOGUES


60+ Catalogues are showing on: **WEBERRAREBOOKS.COM**. Here are the latest issues:

[all PDF & downloadable].



256: Selections from the Mathematical Library of HAROLD LEVINE (c.1922-2017).

255: UROLOGY LIBRARY OF GEORGE KAPLAN



254: EROTIC FORE-EDGE PAINTINGS

253: An American in Montreux [Part II].

252: An American in Montreux: Medical Books [I]




251: The Art of Disappearing Paintings on the Edges of Books: FORE-EDGE PAINTING: A Study of its History and Art by Evidence.

250: BOOK BOUND FOR GLORY: Featuring books from the libraries of Roger Hahn & Bern Dibner

249: HYPNOTISM & MESMERISM.

248: MEDICINE

247: From the Private Library of PHILIP K. WILSON, PH.D. Featuring LUCRETIVS CARUS & JOHN LOCKE, MEDICAL HISTORY, MEDIUMS, SPIRITUALISM & MEDICAL ODDITIES



246: From the Shelves of EDWIN VICTOR GLASER Bookseller, Medical Sciences.

245: The Lion's Share of Books: History of Science


244: A PRACTICAL GUIDE TO FISHING FOR BOOKS: Selected Books from the Libraries of Three Scholars in the History of Science: Michael J. Crowe, Roger Hahn. Barbara Reeves



243: "What Really Happened in Grandpa's Library." From the Library of Dr. PHILIP WILSON: Medical history, Fringe medicine, Natural Philosophy, Apparitions, Quackery, Geography, Science & more.

242: CATALOGUE 242: HISTORY OF SCIENCE, being selections from the libraries formed by BARBARA REEVES, Professor, Virginia Tech [and] BERN DIBNER & THE BURNDY LIBRARY.

241: Books from the Medical Library of Michael T. Kennedy, MD. Supplemented by various aspects of Medicine: Ancient, Anesthesia, Discovery & Medical History.



240: The Sciences


239: Notable and Unusual Books in the History of Medicine, featuring Anatomy, Childbirth, Medical history, Midwifery, Neurology, Pathology, Pediatrics.

238: Rare Books in the Medical Sciences; Anesthesia, Chinese & Mexican Medicine, Dentistry & Dental Instruments, George Dock Offprints, Medical Bibliography, Medical Education, Letters & Poems, Neurosurgery, Opium & Cocaine

237: The Library of Frederick A. Frye: Historical Pediatrics

236: Rare Books in Medical History, Animisme Spiritisme, & Medical Oddities: The Library of Philip K. Wilson. [H]

235: "35 Weiss Books": Weber's 'Newly Illustrated' Rare Books




et

234: OR HOW BOOKS GET THE GHOST – cover art adapted from that of John Leech, "The Ghost".

233: FORE-EDGE PAINTINGS: THE HIDDEN ART [B]

232: California Farrago

231: 36 Weiss Books (science).



230: FORE-EDGE PAINTINGS: THE HIDDEN ART [A]

229: Wonders: Rare Books in Medical History, Animisme et Spiritisme, Medical Oddities: The Library of Philip K. Wilson

228: Ulrich Hacker MD - Rare Books in Pediatrics & Medical History

227: The Library of Richard Weiss: Astronomy - Geography - Mathematics - Natural Science - Optics - Physics

226: Ulrich Hacker MD - Library of Rare Pediatrics & Medical History

¶ ORDERING: To order a book from this catalogue, please contact the firm by email, phone, or letter. Shipping, handling & insurance are extra. All items guaranteed as described. Inquiries welcome.



On the web: **WEBERRAREBOOKS.com**

Many items listed on-line with more photographs; additional photos on request.

TELEPHONE INQUIRIES: +41 (079) 630 23 73

Here is a first picture of the new bookshop:



NEW LOCATION & PHONE:

JEFF WEBER RARE BOOKS

Avenue des Alpes, 104
1820 MONTREUX, VAUD
SWITZERLAND

Phone: +41 (079) 630 23 73
weberrarebooks@gmail.com
weberbks@pacbell.net

MEMBER: ABAA ILAB

